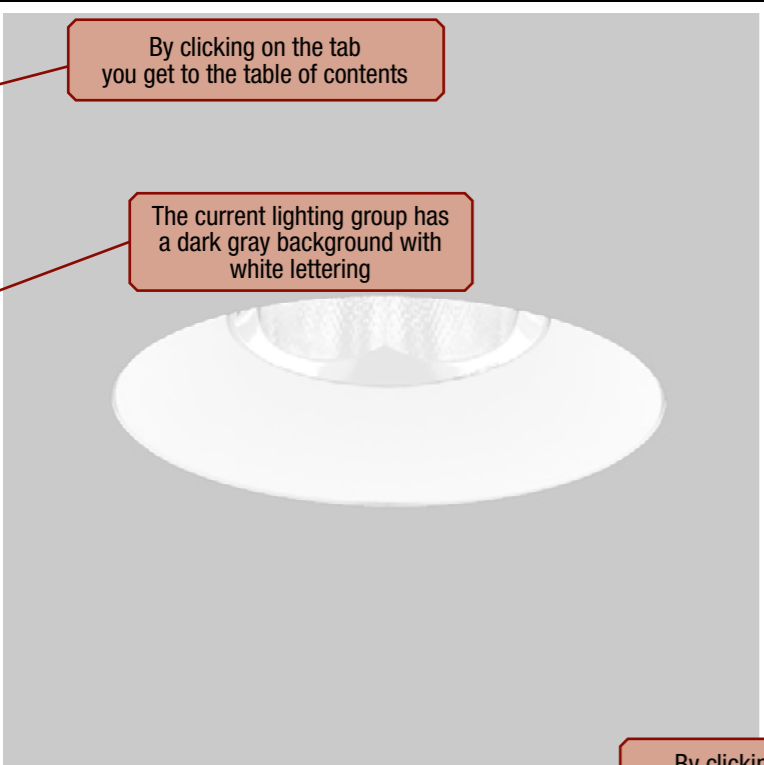




**TECH
COLLECTION**
Edition I

2F | LEUCHTEN
a world of unique lighting

- Content
- Recessed Lights
- Surface Lights
- Pendant Light
- Track Railsystem
- Profiles
- LED Stripes
- LED Lights
- Outdoor Lights
- LED Driver
- Legend Colors



By clicking on the tab you get to the table of contents

The current lighting group has a dark gray background with white lettering

RON

RON recessed spotlight, frameless, aluminum, surface white or matt-black. RAL color choice options. The microfaceted, free-form high-efficiency surface reflector ensures homogeneous light distribution and perfect longitudinal glare reduction due to multiple over-irradiation and high-precision light control. Choose between three different color temperatures with color rendering Ra >90, 2700K, 3000K, 4000K or tunable white. Lighting system consists of a light and control gear unit with a plug-in connection. Developed for the high-end shop sector, hotels, restaurants and projects that place strict demands on lighting technology. RON-FA in a puristic design for frameless lighting accents that merge with the building architecture. Perfect for a variety of room heights, lobbies and hallways. The available beam angles 2x14°, 2x25°, 2x35°, 2x45° are rounded off by the ceiling-flush, same-size asymmetrical wall washer.



By clicking on an icon, you will directly to the explanation of the symbols

RON RECESSED SPOTLIGHT FRAMELESS LOW OUTPUT

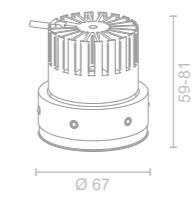
LED POWER	15W
SYSTEM	
CRI	
CCT	

Depending on the article group the possible spotlights or luminaires

	2700K	3000K	4000K	2200K - 5000K
2x14° (16°)	587lm	737lm	902lm	
2x25° (36°)	1246lm	1314lm	1439lm	862lm-1268lm
2x35° (52°)	1426lm	1470lm	1581lm	929lm-1353lm
2x45° (67°)	1472lm	1548lm	1725lm	944lm-1353lm
asym	1118lm	1304lm	1805lm	866lm-937lm

RON RECESSED FRAMELESS

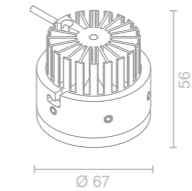
RON-FA015



ET
89-111

RON RECESSED FRAMELESS

RON-FA015

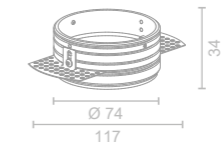


ET
86

RON FA INSTALLATION SLEEVE PLASTERBOARD

RON-PLASTER

If there is a QR code on the page, it can be scanned or selected directly by clicking on it



10/12,5/18/25/30
Ø 80

By clicking on a symbol, you will directly to the explanation of the symbols

If a page number is indicated in the INFO-BOX is indicated, clicking on it will take you directly to the page indicated

PLASTERING SLEEVE SEPARATELY ORDER

Click on the order example, you will be taken directly to our product configurator

ITEM CONFIGURATION

Click on the INFO button you will get more details about the selected spotlights

COLOR RENDERING INDEX
90 CRI>90
CO
0040 4000K
2250 tunable white (not at 16°)

BEAM CHARACTERISTICS
Depending on the article group (left) the possible selection changes here selection
01 asymmetrical

DIMMABILITY
D DALI dimmable
(other dimming variants on request)

COLOR
WM white matt
SWM black matt

SPECIAL
Color of your choice from the 2F color card

Click on Special, you will get to the color chart















Due to the different heights of the reflectors used, the following dimensions result:


Radiation characteristics	height	depth
FWTM 2x14° / FWHM 16°	81	111
FWTM 2x25° / FWHM 36°	81	111
FWTM 2x35° / FWHM 52°	63	93
FWTM 2x45° / FWHM 67°	59	89
asymmetrical	56	86

Order example:
RON-FA015090002736D-WM

- IP protection
- Color rendering index
- Color temperature
- Radiation characteristics
- Dimmability
- Color


- INFO
- RON
- RJR
- RAY
- MIO
- LEA
- ORB
- TUB
- HYR
- NOG
- EBGL
- MAN
- NOX
- FIN
- MINI
- GINO MIP
- SLOT

					
RON-EK FLAT	RON-EL FLAT	RON-EA	RON-ED	RON-FA FRAMELESS	RON-BA TILTABLE
34 - 35	34 - 35	36 - 37	36 - 37	40 - 41	42 - 43
					
RON-BB TILTABLE	RON-RA LOW OUTPUT GRID CEILING	RON-EC HIGH OUTPUT	RON-EH HIGH OUTPUT	RON-RH HIGH OUTPUT GRID CEILING	RON-BH HIGH OUTPUT TILTABLE
42 - 43	42 - 43	46 - 47	46 - 47	48 - 49	52 - 53
					
RON-BD HIGH OUTPUT TILTABLE	RON-BG HIGH OUTPUT TILTABLE-ROTATABLE	RON-AO SEMI RECESSED	RON-EF SEMI RECESSED	RJR PRO MAX	RAY-DA 2 FLAMES
52 - 53	52 - 53	54 - 55	56 - 57	58 - 59	62 - 63
					
RAY-DB FLAMES	RAY-EA 24 FLAMES	MIO-EA	MIO-AK SEMI RECESSED	MIO-AH SEMI RECESSED	MIO-EF 4 FLAMES
64 - 65	66 - 67	70 - 71	72 - 73	74 - 75	78 - 79
					
MIO-ED 4 FLAMES	MIO-EE 4 FLAMES	MIO-EB FRAMELESS	MIO-RA GRID CEILING	LEA-EA FRAMELESS	LEA-EB FRAMELESS
80 - 81	82 - 83	86 - 87	88 - 89	90 - 91	90 - 91

					
LEA-EI FRAMELESS	LEA ASSEMBLY ACCESSORIES	LEA-EC	LEA-ED	ORB-EA	TUB-AB SEMI RECESSED
90 - 91	93	96 - 97	98 - 99	102 - 103	108 - 109
					
HYR SEMI RECESSED	NOG-EA	NOG-EB	EBGL-EG	EBGL-ES	EBGL-ET
110 - 111	112 - 113	114 - 115	118 - 119	118 - 119	118 - 119
					
MAN	NOX-EC	FIN1-EA	FIN2-EA	FDD	MIN
120 - 121	124 - 125	128 - 129	128 - 129	130 - 131	130 - 131
					
DEF	FOD	GINO	MIP	SLOT-E	SLOT-F FRAMELESS
130 - 131	130 - 131	133	133	136 - 137	138 - 141

SURFACE LIGHTS

Page 142 to 165



RON-AA 142 - 143	RON-AK TILTABLE 142 - 143	RON-AN SQUARE 142 - 143	RON-AB 142 - 143	RAY-AA 36 FLAMES STAR 146 - 147	RAY-WA 36 FLAMES TILTABLE 146 - 147
----------------------------	--	--------------------------------------	----------------------------	---	---



MIO-AF 2 FLAMES SQUARE 148 - 149	MIO-AG 4 FLAMMIG SQUARE 150 - 151	MIO-AE 4 FLAMES SQUARE 152 - 153	ALBA 154 - 155	BELA 154 - 155	CAIO SQUARE 154 - 155
--	---	--	--------------------------	--------------------------	------------------------------------



DANA SQUARE 154 - 155	SIG 154 - 155	JAR-AA 158 - 159	LIO 161	SLOT-A 162 - 163	SLOT-A 164 - 165
------------------------------------	-------------------------	----------------------------	-------------------	----------------------------	----------------------------

PENDANT LIGHTS


Page 168 - 177



RON-PA 168 - 169	LEA-PA 170 - 171	LEA-PB 170 - 171	SLOT-P 174 - 175	SLOT-P 176 - 177
----------------------------	----------------------------	----------------------------	----------------------------	----------------------------

TRACK SYSTEM EVO 48V

Page 180 to 193




EVO RAILS & ACCESOIRES 180 - 181	RON-SG 182 - 183	MIO-SE 184 - 185	TUB-SC 186 - 187	LEA-SC 190 - 191	LEA-SD 190 - 191
--	----------------------------	----------------------------	----------------------------	----------------------------	----------------------------



HYR-ST
192 - 193

TRACK SYSTEM OTS 230V

Page 196 - 215




OTS RAILS & ACCESOIRES 196 - 197	RON-SA 198 - 199	RON-SF 198 - 199	RON-SB 198 - 199	MIO-SD 200 - 201	TUB-SB 204 - 205
--	----------------------------	----------------------------	----------------------------	----------------------------	----------------------------



HYR-SS 206 - 207	LIT LIGHT PANEL 209	TRUCK SUPPORT RAIL 212 - 215
----------------------------	----------------------------------	---

PROFILES & ACCESSORIES


Page 216 to 245



LOS
FLAT
CONSTRUCTION
218 - 219




LOL
HIGH
CONSTRUCTION
218 - 219



LKS
FLAT
INSTALLATION
218 - 219



LKL
HIGH
INSTALLATION
218 - 219



L45
CONSTRUCTION
45°
218 - 219



REGULOR
CONSTRUCTION
220 - 221




GRACIL
CONSTRUCTION
224 - 225



MEDIO LOW
CONSTRUCTION
226 - 227



MEDIO HIGH
CONSTRUCTION
230 - 231



ALTUM
CONSTRUCTION
232 - 233



DAOAB-S
CONSTRUCTION
236 - 237



DAOAB-L
CONSTRUCTION
238 - 239




DAOEB-S
INSTALLATION
242 - 243




DAOEB-L
INSTALLATION
244 - 245

LED STRIPES & MODULES

Page 248 to 269




LEDLINE
IP 20
248 - 249



LEDLINE
IP 67
250



LEDCURV
IP 20
251




LEDCOB
IP 20
254 - 255



LEDWA-B
IP 67
256 - 257



LEDWA-C
IP 67
258 - 259



LEDNEON
260 - 267



LEDMOD
268 - 269

MOISTURE-PROOF LIGHTS / LINEAR WALL/CEILING LIGHTS

Page 270 to 271



BATT
270



LONG
270



EASY
271



TBL
TUBE LIGHT
271

OUTDOOR LIGHTS

Page 274 to 277



CARA
IP 65
274 - 275



PACO
IP 65
274 - 275




SPIK
EARTH SHINE
276

OPERATING EQUIPMENT

Page 278 to 282




DALI
DIMMABLE
278 - 279



DALI DT8
DIMMABLE
280



CASAMBI
DIMMABLE
281



CASAMBI
SWITCH
281



DRIVER
NOT
DIMMABLE
Ste 282

MOTION DETECTOR

Page 283

LEGEND / PICTOGRAMS

Page 284 to 285

COLOR CARD / YOUR CHOICE YOUR COLOR

Page 286 to 287

2F-LEUCHTEN

a globally unique lighting manufacturer

From the idea to the lamp – 15 crafts under one roof. There are no limits to the creative ideas of our architects and designers when it comes to lighting and production.

In the 2F workshop, time-honored craftsmanship meets modern, industrial methods. A combination that makes it possible to turn almost any design into reality.

Our skilled team offers a wide variety of trades: locksmiths, painters, carpenters, seamstresses, electrical engineers, mechanical engineers, lighting planners and designers. All kinds of specialists unite their skills to achieve a shared goal.

Content

Recessed
Lights

Surface
Lights

Pendant
Light

Track
Railsystem

Profiles

LED
Stripes

LED
Lights

Outdoor
Lights

LED
Driver

Legend
Colors



HERE WE ARE...

...WHERE WE WANT TO BE

As a manufacturer 2F-Leuchten is always reinventing itself. Every single model produced in the past or present is seen as an opportunity to redefine ourselves for a brighter future, and to reinterpret lighting solutions for modern applications. In every phase of our work we are prepared to take unexplored paths and create new ones. Our goal is the production of unique lights. Our factory in Abtenau near Salzburg is rich in history and tradition, and added value for the region increases appreciation of our products.

Content

Recessed
Lights

Surface
Lights

Pendant
Light

Track
Railsystem

Profiles

LED
Stripes

LED
Lights

Outdoor
Lights

LED
Driver

Legend
Colors



LIGHT LABORATORY

During the product development phase we articulate the specific attributes every luminaire should embody. In our in-house light lab we continually assess results, monitor progress, and ensure adherence to predefined specifications for both standard products and custom-built lights, crafted to meet individual requirements.

The dynamic and ever-evolving landscape of the LED sector necessitates a vigilant approach. We consistently stay abreast of rapid developments, scrutinizing cutting-edge components for their distinctive characteristics, seamlessly adapting them to project requirements, and meeting high-end specifications. The workshop integrated into our light lab is staffed with dedicated professionals. It ensures swift measurements, and facilitates the refinement of products with a high level of expertise. Our 2-axis goniometer enables comprehensive measurement of a light source's entire 3D distribution field, allowing us to generate extensive LDT and IES simulation files.

Content

Recessed Lights

Surface Lights

Pendant Light

Track Railsystem

Profiles

LED Stripes

LED Lights

Outdoor Lights

LED Driver

Legend Colors



WE INFUSE EMOTION INTO THE LIGHT

While technology is of great significance for us as a manufacturer, it takes a secondary role for our customers, who simply need to switch lights on and off in everyday life. We design lighting solutions for real people, so we handle the emotions that electric lighting evokes with great care. For many thousands of years, humans were accustomed to the sun and fires as primary light sources. This evolutionary imprint wasn't erased by the invention of the light bulb 135 years ago.

Hans Buchegger

(Director and owner)

Content

Recessed
Lights

Surface
Lights

Pendant
Light

Track
Railsystem

Profiles

LED
Stripes

LED
Lights

Outdoor
Lights

LED
Driver

Legend
Colors



YOUR WHITE STAYS ON TREND

The art of light draws on the beauty of nature. Painters and sculptors only achieve beauty when their work approaches nature. The beauty of natural light is unparalleled, but tunable white technology enables us to reproduce the natural color changes of light throughout the day. Planning light for human well-being is the concept of Human Centric Lighting (HCL), and is reflected by our developments in the area of tunable white.

Natural light can be simulated indoors with dynamically and continuously adjustable color temperatures – from cool to warm white (2200 - 5000K). Light influences and enhances human emotions. Cool white light stimulates during the day, promoting concentration. Warm white light in the early morning, evening and during the night, calms, allows us to breathe, and encourages the body to regenerate.

Tunable white technology allows both the color temperature and brightness of the light to be regulated and dimmed via DALI. Two channels (warm white/cool white) are controlled. 2F-Leuchten utilizes the new and intelligent DALI DT8 (Device Type 8) technology. This offers the significant advantage of requiring only 1 DALI address (instead of 2 addresses in DT6 operation). The operating/control devices in use can also be programmed to the "dim to warm" operating mode.

2200K



3500K

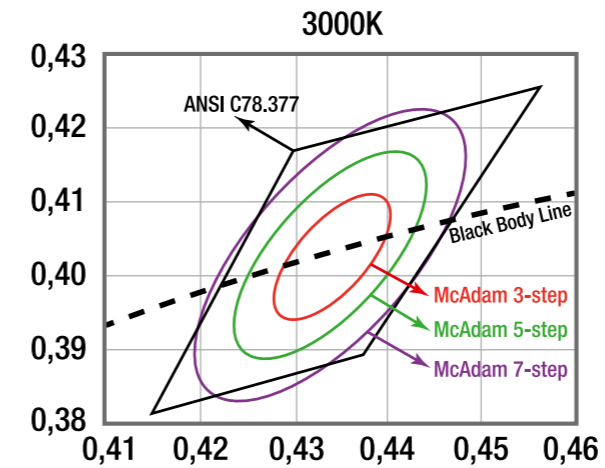


5000K



YOUR LIGHT - YOUR BINNING

The production of LEDs with batch-independent, consistent and stable photometric properties, is ensured by correspondingly narrow binning. Stable light quality, constant color temperature, color consistency, and a uniform and uninterrupted brightness level, are key evaluation criteria for binning. LEDs are sorted and classified accordingly. The MacAdam Ellipse, after David L. MacAdam, defines the scope in the CIE xy diagram around a reference hue in which the human eye cannot perceive any difference. Our high-quality products use branded LEDs from leading manufacturers with MacAdam (SDCM) 3-step binning.



YOUR LIGHT - YOUR CRI

CRI (Color Rendering Index), also known as CRI or Ra value, is a photometric quantity that makes the color reproduction of various light sources comparable. People are accustomed to seeing illuminated objects in their natural colors through incandescent lamps (with a CRI from - to 100). Therefore, the higher the CRI value of an artificial light source, the more natural the colors of the illuminated objects appear. The use of LEDs with CRI >90 is standard for 2F-Leuchten in the production of our spotlight and luminaire series.

CRI 70-80



CRI >90



- Content
- Recessed Lights
- Surface Lights
- Pendant Light
- Track Railsystem
- Profiles
- LED Stripes
- LED Lights
- Outdoor Lights
- LED Driver
- Legend Colors

Choose from our wide variety of lights and lighting systems by combining the desired properties offered by the options listed. For all freely-configurable products, all the selectable attributes can be found on the corresponding pages. These can be easily lined up in the intended sequence with the correct Item number for each desired product.

IP protection
Color rendering index
Color temperature
Beam characteristics
Dimmability
Color outside
Color inside

Order example:

RON-EA015090002736D-WM-SWM

YOUR CHOICE:

RON recessed 15W, IP20, CRI90, 2700K, 36°, Dali dimmable, white matt - black matt

ITEM CONFIGURATION

IP PROTECTION

0 IP 20

COLOR RENDERING INDEX

90 CRI>90

COLOR TEMPERATURE/CCT

0027 2700K
0030 3000K
0040 4000K

BEAM CHARACTERISTICS

16 FWTM 2x14° / FWHM 16°
36 FWTM 2x25° / FWHM 36°
01 asymmetrical

DIMMABILITY

D DALI dimable
(other dimming variants on request)

COLOR OUTSIDE

WM white matt
SWM black matt

COLOR INSIDE

WM white matt
SWM black matt

SPECIAL

Color of your choice from the 2F color card

Also available as an ONLINE product configurator → pc.2f-leuchten.com

Content

Recessed
Lights

Surface
Lights

Pendant
Light

Track
Railsystem

Profiles

LED
Stripes

LED
Lights

Outdoor
Lights

LED
Driver

Legend
Colors



SUURSTOFFI
Rotkreuz

RON



Characteristics, visual comfort, high performance and elegance all merge seamlessly into a consistently contemporary and harmonious fusion of form and function.

At the core of this integration are Bartenbach's patented, micro-faceted RMJ freeform reflectors. High efficiency, multiple reflections, and, simultaneously, highly precise light control, result in absolutely uniform light distribution and outstanding consistency, perfect longitudinal glare control, and exceptional color mixing quality in tunable white.

Superspot 2x14°, Spot 2x25°, Medium 2x35°, and Wide 2x45° are complemented by the flush-mounted, asymmetrical wall washer in the same form factor.

The reflectors are delivered with standard silver coating but can also be provided with gold coating upon request, catering to specific and special projects.

Content

Recessed
Lights

Surface
Lights

Pendant
Light

Track
Railsystem

Profiles

LED
Stripes

LED
Lights

Outdoor
Lights

LED
Driver

Legend
Colors



AUSTRIA TREND HOTEL
Wien

© Austria Trend Hotels

RJR



The RJR product series combines customer-specific requirements for functionality, efficiency, radiation characteristics, visual comfort, high performance and elegance in a continually modern fusion of form and function.

The heart of this connection is the patented, microfaceted RMJ free-form surface reflectors from Bartenbach. High efficiency, multiple over-irradiation coupled with highly precise light control, produces absolutely homogeneous light distribution and excellent uniformity, perfect longitudinal glare control, as well as supreme quality in the color mixing with tunable white.

Silver-coated reflectors are delivered as standard, but gold-coated are available upon request and for special projects.

Content

Recessed
Lights

Surface
Lights

Pendant
Light

Track
Railsystem

Profiles

LED
Stripes

LED
Lights

Outdoor
Lights

LED
Driver

Legend
Colors

RAY



SUURSTOFFI
Rotkreuz

Faceted, high-gloss surface with free-form surface technology of Bartenbach's patented RDB reflector covers the radiation area several times and enables excellent light distribution on the target surface (e.g. floor), as well as the highest quality color mixing within a reflector cell. Beam angles are permitted which, as wall washers, illuminate the wall surface homogeneously at a distance of around $1/5$ of the wall height and, even when installed flush with the ceiling, distribute the light more or less right up to the ceiling. Thanks to pure secondary reflector technology, which prevents a direct view of the light source, the asymmetrical, microfaceted, thin-form reflectors ensure optimized longitudinal glare control with excellent uniformity, high efficiency, and guaranteed freedom from glare from all luminaire viewing angles. The result of the interaction of the high-quality components involves the use of wall washers for architectural surface lighting to immerse rooms in visual depth.

MIO MICRO REFLECTOR

Content

Recessed
Lights

Surface
Lights

Pendant
Light

Track
Railsystem

Profiles

LED
Stripes

LED
Lights

Outdoor
Lights

LED
Driver

Legend
Colors



SUURSTOFFI
Rotkreuz

Bartenbach's microfaceted free-form surface reflector was especially designed for 2F Leuchten and combines maximum efficiency with optimal longitudinal glare control, while also guaranteeing highly precise light control for absolutely homogeneous light distribution. With a light opening of just 50mm, MIO is extremely powerful – at up to over 800 lumens per light point. Despite the smallest structure, the dynamic powerhouse still appears reserved and sinks subtly into the spatial scenery. Developed for schools, company buildings and offices, retail, hotels and restaurants, and for projects with high demands on architectural and special lighting technology. The available beam angles are 2x25°, 2x35° with UGR values ≤ 19 and 2x45° (batwing distribution to achieve the largest possible luminaire spacing, such as for general traffic areas).

Content

Recessed
Lights

Surface
Lights

Pendant
Light

Track
Railsystem

Profiles

LED
Stripes

LED
Lights

Outdoor
Lights

LED
Driver

Legend
Colors

LEA



SUURSTOFFI
Rotkreuz

Innovative patented Bartenbach LFO lens optics ensure a puristic design language. The LFO lens focuses the light by reducing light emission to a minimum, concentrating it exclusively on the area to be illuminated. The result is an almost invisible, absolutely glare-free and comfortable, high-efficiency light source – and homogeneous color mixing with tunable white.

Design in the purest functionality for frameless lighting accents that merge with the building architecture. At a diameter of just 32mm, this powerful light brings over 660 lumens into the room. Narrow and wide light distribution with 2x20° and 2x38°, as well as the integration of the installation variants in plasterboard, metal, wood and acoustic ceilings, increase the range of applications greatly. Equipped with the same innovative lighting technology, the slim pendant lights are elegant and subtle, giving every room a special atmosphere.

Content

Recessed
Lights

Surface
Lights

Pendant
Light

Track
Railsystem

Profiles

LED
Stripes

LED
Lights

Outdoor
Lights

LED
Driver

Legend
Colors

SLOT



SLOT is a linear luminaire located behind – and shining through – a slot. The luminaire is linear in appearance. Individual points of light are not visible. The heart of the luminaire is a linear extrusion primary TIR lens with an exactly-positioned secondary lens. Slot is suitable for office workplaces (UGR < 19), thus requires longitudinal glare control. The primary optic provides transverse direction focus, the secondary optic longitudinal.

SLOT is a luminaire characterized by immaculate longitudinal glare control. At first glance, it is impossible to identify the light source. A special linear lens with longitudinal faceting enables light to be emitted through a gap just 10 mm wide. The ideal work task light also serves as a stylish luminaire in modern living spaces, and ideally complements our LEA-range of recessed luminaires. Bespoke lengths, surfaces, color temperatures and control units can be custom-produced for the project.



RON FLAT

RON recessed spotlight, extra low design, aluminum, surface – white or matt-black. RAL color choice options. The microfaceted, free-form high-efficiency surface reflector ensures homogeneous light distribution and perfect longitudinal glare reduction due to multiple over-irradiation and high-precision light control. Choose between three different color temperatures with color rendering Ra >90, 2700K, 3000K, 4000K or tunable white. Lighting system consists of a light and control gear unit with a plug-in connection. Developed for the high-end shop sector, hotels, restaurants and projects that place strict demands on lighting technology. Perfect for low ceilings, lobbies and corridors. The available beam angles of 2x14°, 2x25°, 2x35°, 2x45° are rounded off by the ceiling-flush, same-size asymmetrical wall washer.

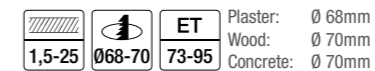
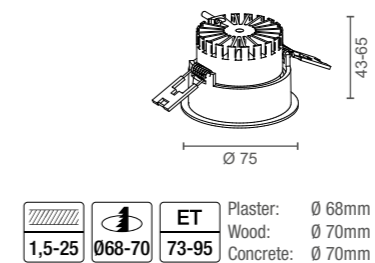


RON RECESSED FLAT

LED POWER	11W 300mA 37V CC	11W 450mA 24V CC	11W 600mA 15V CC*	
CRI	>90	>90	>90	
CCT	2700K	3000K	4000K	2200K - 5000K
	 2x12° (16°) 467lm	 2x12° (16°) 576lm	 2x12° (16°) 630lm	 2x12° (16°) 694lm-981lm
	 2x25° (36°) 1060lm	 2x25° (36°) 1090lm	 2x25° (36°) 1131lm	 2x25° (36°) 694lm-899lm
	 2x35° (52°) 1131lm	 2x35° (52°) 1088lm	 2x35° (52°) 1219lm	 2x35° (52°) 694lm-899lm
	 2x45° (67°) 1155lm	 2x45° (67°) 1188lm	 2x45° (67°) 1250lm	 2x45° (67°) 751lm-1082lm
	 asym 1007lm	 asym 1016lm	 asym 1109lm	 asym 657lm-716lm

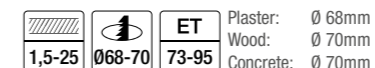
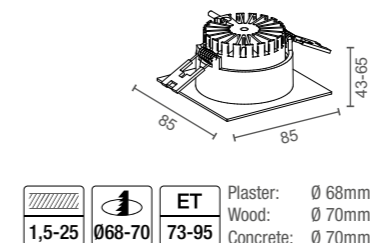
RON RECESSED

RON-EK011



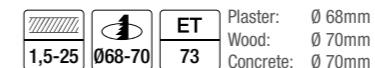
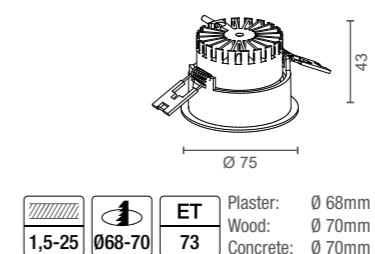
RON RECESSED

RON-EL011



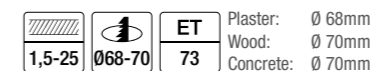
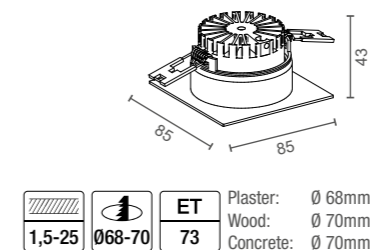
RON RECESSED ASYMMETRICAL

RON-EK011



RON RECESSED ASYMMETRICAL

RON-EL011



ITEM CONFIGURATION

IP PROTECTION

0 IP 20

COLOR RENDERING INDEX

90 CRI>90

COLOR TEMPERATURE/CCT

0027 2700K
0030 3000K
0040 4000K
2250 tunable white (not at 16°)

BEAM CHARACTERISTICS

16 FWTM 2x14° / FWHM 16°
36 FWTM 2x25° / FWHM 36°
52 FWTM 2x35° / FWHM 52°
67 FWTM 2x45° / FWHM 67°
01 asymmetrical

DIMMABILITY

X without POWER SUPPLY

COLOR OUTSIDE

WM white matt
SWM black matt

COLOR INSIDE

WM white matt
SWM black matt

SPECIAL

Color of your choice from the 2F color card

Due to the different heights of the reflectors used, the following dimensions result:

Radiation characteristics	height	depth
FWTM 2x14° / FWHM 16°	65	95
FWTM 2x25° / FWHM 36°	65	95
FWTM 2x35° / FWHM 52°	52	82
FWTM 2x45° / FWHM 67°	43	73
asymmetrical	43	73

! INSTALLATION DEPTH FOR CEILING RECESSES AT LEAST 80MM, FOR TUNABLE WHITE AT LEAST 95MM

! NOT COMPATIBLE WITH BUILT-IN BOXES WITHOUT TUNNEL!

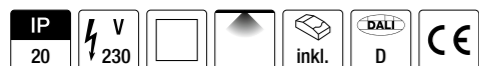
Order example: **RON-EK011090002736D-WM-SWM**

IP protection
Color rendering index
Color temperature
Radiation characteristics
Dimmability
Color outside
Color inside



RON

RON recessed spotlight, aluminum, surface white or matt-black. RAL color choice options. The micro-faceted, free-form high-efficiency surface reflector ensures homogeneous light distribution and perfect longitudinal glare reduction due to multiple over-irradiation and high-precision light control. Choose between three different color temperatures with color rendering $Ra > 90$, 2700K, 3000K, 4000K or tunable white. Lighting system consists of a light and control gear unit with a plug-in connection. Developed for the high-end shop sector, hotels, restaurants and projects that place strict demands on lighting technology. Perfect for a variety of room heights, lobbies and hallways. The available beam angles $2 \times 12^\circ$, $2 \times 25^\circ$, $2 \times 35^\circ$, $2 \times 45^\circ$ are rounded off by the ceiling-flush, same-size asymmetrical wall washer.



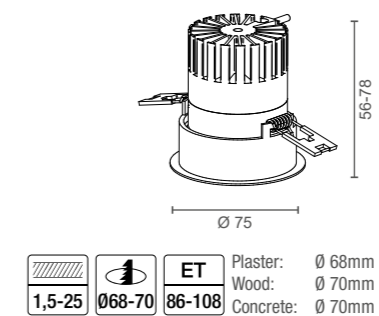
RON RECESSED

LED POWER	15W
SYSTEM POWER	17W
CRI	>90

CCT	2700K	3000K	4000K	2200K - 5000K
	 2x14° (16°) 587lm	 2x14° (16°) 737lm	 2x14° (16°) 902lm	
	 2x25° (36°) 1246lm	 2x25° (36°) 1314lm	 2x25° (36°) 1439lm	 2x25° (36°) 862lm-1268lm
	 2x35° (52°) 1426lm	 2x35° (52°) 1470lm	 2x35° (52°) 1581lm	 2x35° (52°) 929lm-1353lm
	 2x45° (67°) 1472lm	 2x45° (67°) 1548lm	 2x45° (67°) 1725lm	 2x45° (67°) 944lm-1353lm
	 asym 1118lm	 asym 1304lm	 asym 1805lm	 asym 866lm-937lm

RON RECESSED

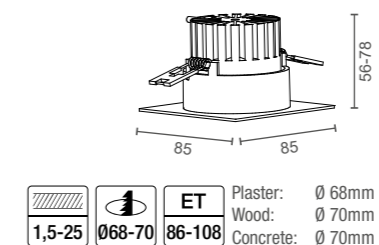
RON-EA015



1,5-25	068-70	ET 86-108	Plaster: Ø 68mm Wood: Ø 70mm Concrete: Ø 70mm
--------	--------	-----------	---

RON RECESSED

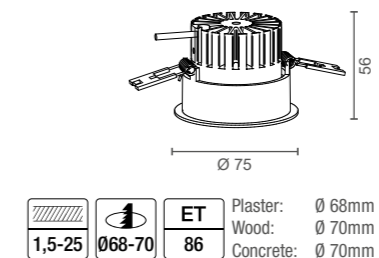
RON-ED015



1,5-25	068-70	ET 86-108	Plaster: Ø 68mm Wood: Ø 70mm Concrete: Ø 70mm
--------	--------	-----------	---

RON RECESSED ASYMMETRICAL

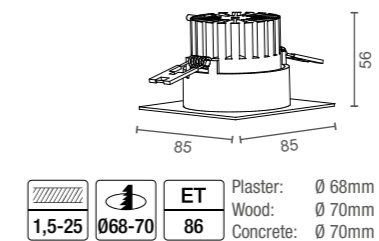
RON-EA015



1,5-25	068-70	ET 86	Plaster: Ø 68mm Wood: Ø 70mm Concrete: Ø 70mm
--------	--------	-------	---

RON RECESSED ASYMMETRICAL

RON-ED015



1,5-25	068-70	ET 86	Plaster: Ø 68mm Wood: Ø 70mm Concrete: Ø 70mm
--------	--------	-------	---

ITEM CONFIGURATION

IP PROTECTION

0 IP 20

COLOR RENDERING INDEX

90 CRI>90

COLOR TEMPERATURE/CCT

0027 2700K
0030 3000K
0040 4000K
2250 tunable white (not at 16°)

BEAM CHARACTERISTICS

16 FWTM $2 \times 14^\circ$ / FWHM 16°
36 FWTM $2 \times 25^\circ$ / FWHM 36°
52 FWTM $2 \times 35^\circ$ / FWHM 52°
67 FWTM $2 \times 45^\circ$ / FWHM 67°
01 asymmetrical

DIMMABILITY

D DALI dimmable
(other dimming variants on request)

COLOR OUTSIDE

WM white matt
SWM black matt

COLOR INSIDE

WM white matt
SWM black matt

SPECIAL

Color of your choice from the 2F color card

Due to the different heights of the reflectors used, the following dimensions result:

Radiation characteristics	height	depth
FWTM $2 \times 14^\circ$ / FWHM 16°	78	108
FWTM $2 \times 25^\circ$ / FWHM 36°	78	108
FWTM $2 \times 35^\circ$ / FWHM 52°	65	95
FWTM $2 \times 45^\circ$ / FWHM 67°	56	86
asymmetrical	56	86

NOT COMPATIBLE WITH BUILT-IN BOXES WITHOUT TUNNEL!

Order example:
RON-EA015090002736D-WM-SWM

Content

Recessed
Lights

Surface
Lights

Pendant
Light

Track
Railsystem

Profiles

LED
Stripes

LED
Lights

Outdoor
Lights

LED
Driver

Legend
Colors



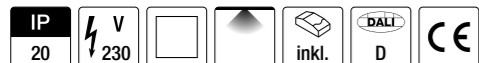


RON

RON recessed spotlight, frameless, aluminum, surface white or matt-black. RAL color choice options. The microfaceted, free-form high-efficiency surface reflector ensures homogeneous light distribution and perfect longitudinal glare reduction due to multiple over-irradiation and high-precision light control.

Choose between three different color temperatures with color rendering Ra >90, 2700K, 3000K, 4000K or tunable white. Lighting system consists of a light and control gear unit with a plug-in connection.

Developed for the high-end shop sector, hotels, restaurants and projects that place strict demands on lighting technology. RON-FA in a puristic design for frameless lighting accents that merge with the building architecture. Perfect for a variety of room heights, lobbies and hallways. The available beam angles 2x14°, 2x25°, 2x35°, 2x45° are rounded off by the ceiling-flush, same-size asymmetrical wall washer.



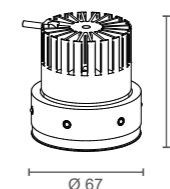
RON RECESSED SPOTLIGHT FRAMELESS LOW OUTPUT

LED POWER	15W
SYSTEM POWER	17W
CRI	>90

CCT	2700K	3000K	4000K	2200K - 5000K
2x14° (16°)	587lm	737lm	902lm	
2x25° (36°)	1246lm	1314lm	1439lm	862lm-1268lm
2x35° (52°)	1426lm	1470lm	1581lm	929lm-1353lm
2x45° (67°)	1472lm	1548lm	1725lm	944lm-1353lm
asym	1118lm	1304lm	1805lm	866lm-937lm

RON RECESSED FRAMELESS

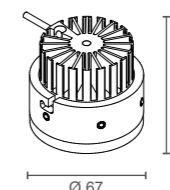
RON-FA015



ET
89-111

RON RECESSED FRAMELESS

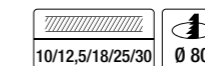
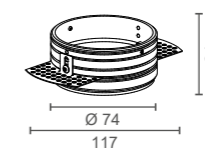
RON-FA015



ET
86

RON FA INSTALLATION SLEEVE PLASTERBOARD

RON-PLASTER



PLASTERING SLEEVE SEPARATELY ORDER

ITEM CONFIGURATION

IP PROTECTION

0 IP 20

COLOR RENDERING INDEX

90 CRI>90

COLOR TEMPERATURE/CCT

0027 2700K
0030 3000K
0040 4000K
2250 tunable white (not at 16°)

BEAM CHARACTERISTICS

16 FWTM 2x14° / FWHM 16°
36 FWTM 2x25° / FWHM 36°
52 FWTM 2x35° / FWHM 52°
67 FWTM 2x45° / FWHM 67°
01 asymmetrical

DIMMABILITY

D DALI dimmable
(other dimming variants on request)

COLOR

WM white matt
SWM black matt

SPECIAL

Color of your choice from the 2F color card

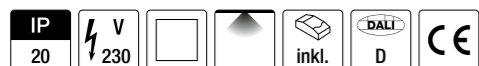
Due to the different heights of the reflectors used, the following dimensions result:

Radiation characteristics	height	depth
FWTM 2x14° / FWHM 16°	81	111
FWTM 2x25° / FWHM 36°	81	111
FWTM 2x35° / FWHM 52°	63	93
FWTM 2x45° / FWHM 67°	59	89
asymmetrical	56	86

Order example:

RON-FA015090002736D-WM

IP protection
Color rendering index
Color temperature
Radiation characteristics
Dimmability
Color



RON

RON recessed spotlight, tiltable or for grid modular ceilings, aluminum, surface white or matt-black. RAL color choice options. The micro-faceted, free-form high-efficiency surface reflector ensures homogeneous light distribution and perfect longitudinal glare reduction due to multiple over-irradiation and high-precision light control. Choose between three different color temperatures with color rendering Ra >90, 2700K, 3000K, 4000K or tunable white, as well as three control options. Lighting system consists of a light and control gear unit with a plug-in connection. Developed for the high-end shop sector, hotels, restaurants and projects that place strict demands on lighting technology. Perfect for a variety of room heights, lobbies and hallways. Available in beam angles 2x14°, 2x25°, 2x35°, 2x45°.

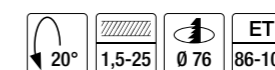
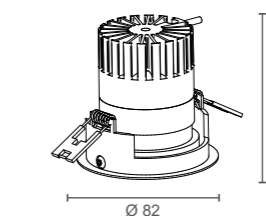
RON RECESSED LOW OUTPUT

LED POWER	15W
SYSTEM POWER	17W
CRI	>90

CCT	2700K	3000K	4000K	2200K - 5000K
2x14° (16°)	587lm	737lm	902lm	
2x25° (36°)	1246lm	1314lm	1439lm	862lm-1268lm
2x35° (52°)	1426lm	1470lm	1581lm	929lm-1353lm
2x45° (67°)	1472lm	1548lm	1725lm	944lm-1353lm

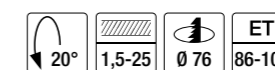
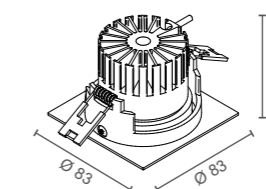
RON RECESSED TILTABLE

RON-BA015



RON RECESSED TILTABLE

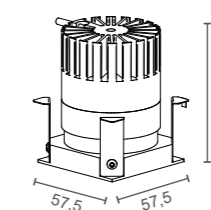

RON-BB015




RON RECESSED GRID CEILING

Suitable for cell grid module ceilings:
60x60mm, height: 40mm
e.g. Unigrig by Hunter Douglas

RON-RA015



• only possible in one color



ITEM CONFIGURATION

IP PROTECTION

0 IP 20

COLOR RENDERING INDEX

90 CRI>90

COLOR TEMPERATURE/CCT

0027 2700K
0030 3000K
0040 4000K
2250 tunable white (not at 16°)

BEAM CHARACTERISTICS

16 FWTM 2x14° / FWHM 16°
36 FWTM 2x25° / FWHM 36°
52 FWTM 2x35° / FWHM 52°
67 FWTM 2x45° / FWHM 67°

DIMMABILITY

D DALI dimmable
(other dimming variants on request)

COLOR OUTSIDE

WM white matt
SWM black matt

COLOR INSIDE

WM white matt
SWM black matt

SPECIAL

Color of your choice from the 2F color card



Due to the different heights of the reflectors used, the following dimensions result:

	RON-BA015 / BB015	
Radiation characteristics	height	depth
FWTM 2x14° / FWHM 16°	78	108
FWTM 2x25° / FWHM 36°	78	108
FWTM 2x35° / FWHM 52°	65	95
FWTM 2x45° / FWHM 67°	56	86
	RON-RA015	
Radiation characteristics	height	depth
FWTM 2x14° / FWHM 16°	81	111
FWTM 2x25° / FWHM 36°	81	111
FWTM 2x35° / FWHM 52°	68	98
FWTM 2x45° / FWHM 67°	58	88

Order example:

RON-BA015090002736D-WM-SWM

IP protection
Color rendering index
Color temperature
Radiation characteristics
Dimmability
Color outside
Color inside

Content

Recessed
Lights

Surface
Lights

Pendant
Light

Track
Railsystem

Profiles

LED
Stripes

LED
Lights

Outdoor
Lights

LED
Driver

Legend
Colors

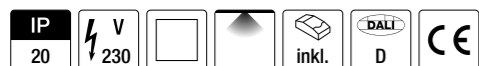




RON

RON recessed spotlight high output, aluminum, surface white or matt-black. RAL color choice options. The microfaceted, free-form high-efficiency surface reflector ensures highly precise light control due to multiple over-radiation for homogeneous light distribution and perfect longitudinal glare control.

Choose between three different color temperatures with color rendering Ra >90, 2700K, 3000K, 4000K or tunable white. Lighting system consists of a light and control gear unit with a plug-in connection. Developed for the high-end shop sector, hotels, restaurants and projects that place strict demands on lighting technology. Perfect for a variety of room heights, lobbies and hallways. The available beam angles of 2x25°, 2x35°, 2x45° are rounded off by the ceiling-flush, same-size asymmetrical wall washer.

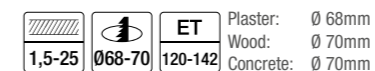
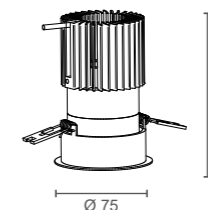


RON RECESSED HIGH OUTPUT

LED POWER	26W		19W	
SYSTEM POWER	30W		23W	
CRI	>90			
CCT	2700K	3000K	4000K	2200K - 5000K
	 2067lm	 2160lm	 2363lm	 1234lm-1612lm
	 2255lm	 2306lm	 2513lm	 1321lm-1743lm
	 2313lm	 2402lm	 2660lm	 1345lm-1778lm
	 2014lm	 2151lm	 2126lm	 1013lm-1064lm

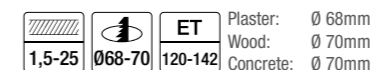
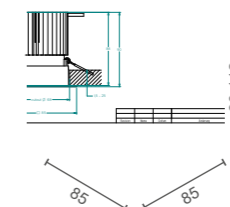
RON RECESSED

RON-EH026



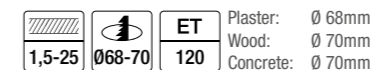
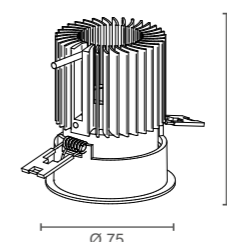
RON RECESSED SQUARE

RON-EC026



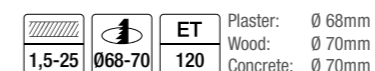
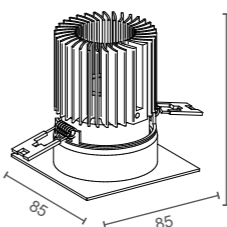
RON RECESSED ASYMMETRICAL

RON-EH026



RON RECESSED SQUARE ASYMMETRICAL

RON-EC026



ITEM CONFIGURATION

IP PROTECTION

0 IP 20

COLOR RENDERING INDEX

90 CRI>90

COLOR TEMPERATURE/CCT

0027 2700K
0030 3000K
0040 4000K
2250 tunable white

BEAM CHARACTERISTICS

36 FWTM 2x25° / FWHM 36°
52 FWTM 2x35° / FWHM 52°
67 FWTM 2x45° / FWHM 67°
01 asymmetrical

DIMMABILITY

D DALI dimmable
(other dimming variants on request)

COLOR OUTSIDE

WM white matt
SWM black matt

COLOR INSIDE

WM white matt
SWM black matt

SPECIAL

Color of your choice from the 2F color card

Due to the different heights of the reflectors used, the following dimensions result:

Radiation characteristics	height	depth
FWTM 2x25° / FWHM 36°	112	142
FWTM 2x35° / FWHM 52°	99	130
FWTM 2x45° / FWHM 67°	90	120
asymmetrical	90	120

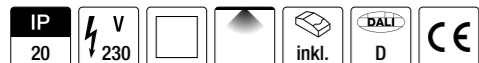
! NOT COMPATIBLE WITH BUILT-IN BOXES WITHOUT TUNNEL!

Order example: IP protection Color rendering index Color temperature Radiation characteristics Dimmability Color outside Color inside
RON-EH026090002736D-WM-SWM



RON

RON recessed spotlight for grid ceilings, aluminum, matt-black surface. The microfaceted, free-form high-efficiency surface reflector ensures homogeneous light distribution and perfect longitudinal glare reduction due to multiple over-irradiation and high-precision light control. Choose between three different color temperatures with color rendering Ra >90, 2700K, 3000K, 4000K. Lighting system consists of a light and control gear unit with a plug-in connection. Developed for the high-end shop sector, hotels, restaurants and projects that place strict demands on lighting technology. Perfect for a variety of room heights, lobbies and hallways. Available in beam angles 2x25°, 2x35°, 2x45°.



RON RECESSED SPOTLIGHT HIGH OUTPUT

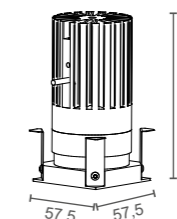
LED POWER	26W
SYSTEM POWER	30W
CRI	>90

CCT	2700K	3000K	4000K
2x25° (36°)	 2067lm	 2160lm	 2363lm
2x35° (52°)	 2255lm	 2306lm	 2513lm
2x45° (67°)	 2313lm	 2402lm	 2660lm

RON FOR GRID CEILING

RON-RH026

Suitable for cell grid module ceilings:
60x60mm, height: 40mm
e.g. Unigrid by Hunter Douglas



ET
127-149

ITEM CONFIGURATION

IP PROTECTION

0 IP 20

COLOR RENDERING INDEX

90 CRI>90

COLOR TEMPERATURE/CCT

0027 2700K
0030 3000K
0040 4000K

BEAM CHARACTERISTICS

36 FWTM 2x25° / FWHM 36°
52 FWTM 2x35° / FWHM 52°
67 FWTM 2x45° / FWHM 67°

DIMMABILITY

D DALI dimmable
(other dimming variants on request)

COLOR

SWM black matt

SPECIAL

Color of your choice from the 2F color card

Due to the different heights of the reflectors used, the following dimensions result:

Radiation characteristics	height	depth
FWTM 2x25° / FWHM 36°	119	149
FWTM 2x35° / FWHM 52°	106	136
FWTM 2x45° / FWHM 67°	97	127

Order example:

RON-RH026090002736D-WM

IP protection
Color rendering index
Color temperature
Radiation characteristics
Dimmability
Color

Content

Recessed
Lights

Surface
Lights

Pendant
Light

Track
Railsystem

Profiles

LED
Stripes

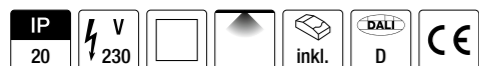
LED
Lights

Outdoor
Lights

LED
Driver

Legend
Colors





RON TILTABLE

RON recessed spotlight, tiltable and rotatable, high-output, aluminum, surface white or matt-black. RAL color choice options. The microfaceted, free-form high-efficiency surface reflector ensures homogeneous light distribution and perfect longitudinal glare reduction due to multiple over-irradiation and high-precision light control.

Choose between three different color temperatures with color rendering Ra >90, 2700K, 3000K, 4000K or tunable white. Lighting system consists of a light and control gear unit with a plug-in connection.

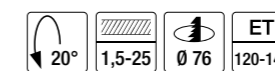
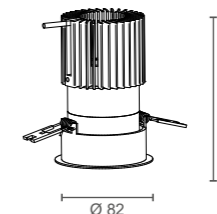
Developed for the high-end shop sector, hotels, restaurants and projects that place strict demands on lighting technology. Perfect for a variety of room heights, lobbies and hallways. The available beam angles of 2x25°, 2x35°, 2x45° are rounded off by the ceiling-flush, same-size asymmetrical wall washer.

RON RECESSED SPOTLIGHT HIGH OUTPUT TILTABLE

LED POWER	26W	19W			
SYSTEM POWER	30W	23W			
CRI	>90	>90			
CCT	2700K	3000K	4000K	2200K - 5000K	

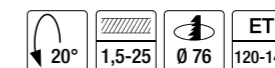
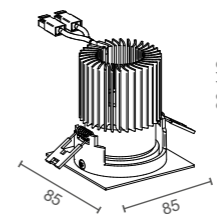
RON RECESSED HO TILTABLE

RON-BH



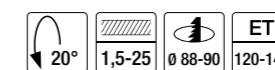
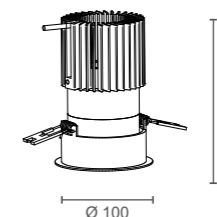
RON RECESSED HO TILTABLE SQUARE

RON-BD



RON RECESSED HO 20° TILTABLE, 360° ROTATABLE

RON-BG



ITEM CONFIGURATION

IP PROTECTION

0 IP 20

COLOR RENDERING INDEX

90 CRI>90

COLOR TEMPERATURE/CCT

0027 2700K
0030 3000K
0040 4000K
2250 tunable white

BEAM CHARACTERISTICS

36 FWTM 2x25° / FWHM 36°
52 FWTM 2x35° / FWHM 52°
67 FWTM 2x45° / FWHM 67°

DIMMABILITY

D DALI dimmable
X not dimmable
(other dimming variants on request)

COLOR OUTSIDE

WM white matt
SWM black matt

COLOR INSIDE

WM white matt
SWM black matt

SPECIAL

Color of your choice from the 2F color card

Due to the different heights of the reflectors used, the following dimensions result:

Radiation characteristics	height	depth
FWTM 2x25° / FWHM 36°	112	142
FWTM 2x35° / FWHM 52°	99	130
FWTM 2x45° / FWHM 67°	90	120
asymmetrical	90	120



NOT COMPATIBLE WITH
BUILT-IN BOXES WITHOUT TUNNEL!

Order example:

RON-BH026090002736D-WM-SWM

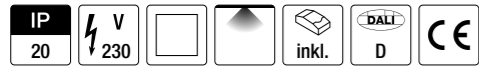
IP protection
Color rendering index
Color temperature
Radiation characteristics
Dimmability
Color outside
Color inside



RON

RON semi-recessed light, aluminum, surface white or matt-black. RAL color choice options. The microfaceted, free-form high-efficiency surface reflector ensures homogeneous light distribution and perfect longitudinal glare reduction due to multiple over-irradiation and high-precision light control.

Choose between three different color temperatures with color rendering Ra >90, 2700K, 3000K, 4000K. Lighting system consists of a light and integrated control gear. Developed for the high-end shop sector, hotels, restaurants and projects that place strict demands on lighting technology. Perfect for a variety of room heights, lobbies and hallways. Available in beam angles 2x14°, 2x25°, 2x35°, 2x45°.



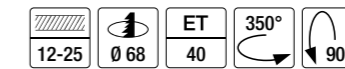
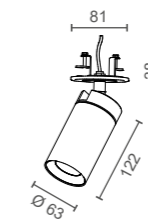
RON SEMI RECESSED

LED POWER	15W
SYSTEM POWER	17W
CRI	>90

CCT	2700K	3000K	4000K
2x14° (16°)	 587lm	 737lm	 902lm
2x25° (36°)	 1246lm	 1314lm	 1439lm
2x35° (52°)	 1426lm	 1470lm	 1581lm
2x45° (67°)	 1472lm	 1548lm	 1725lm

RON SEMI-RECESSED SPOTLIGHT ADJUSTABLE

RON-AO015



RON SEMI-RECESSED SPOTLIGHT

ITEM CONFIGURATION

- IP PROTECTION**
0 IP 20
- COLOR RENDERING INDEX**
90 CRI>90
- COLOR TEMPERATURE/CCT**
0027 2700K
0030 3000K
0040 4000K
- BEAM CHARACTERISTICS**
16 FWTM 2x14° / FWHM 16°
36 FWTM 2x25° / FWHM 36°
52 FWTM 2x35° / FWHM 52°
67 FWTM 2x45° / FWHM 67°
- DIMMABILITY**
D DALI dimmable
(other dimming variants on request)
- COLOR OUTSIDE**
WM white matt
SWM black matt
- COLOR INSIDE**
WM white matt
SWM black matt
- SPECIAL**
Color of your choice from the 2F color card

! INSTALLATION DEPTH FOR CEILING RECESSES AT LEAST 80MM.

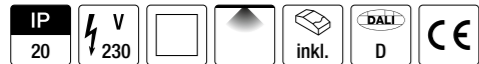


Order example:
 IP protection
 Color rendering index
 Color temperature
 Radiation characteristics
 Dimmability
 Color outside
 Color inside
RON-AO015090002736D-WM-SWM



RON

RON recessed spotlight, aluminum, surface white or matt-black. RAL color choice options. The microfaceted, free-form high-efficiency surface reflector ensures homogeneous light distribution and perfect longitudinal glare reduction due to multiple over-irradiation and high-precision light control. Choose between three different color temperatures with color rendering Ra >90, 2700K, 3000K, 4000K or tunable white. Lighting system consists of a light and control gear unit with a plug-in connection. Developed for the high-end shop sector, hotels, restaurants and projects that place strict demands on lighting technology. Perfect for a variety of room heights, lobbies and hallways. The available beam angles 2x12°, 2x25°, 2x35°, 2x45° are rounded off by the ceiling-flush, same-size asymmetrical wall washer.



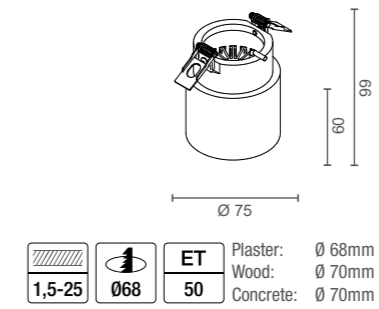
RON SEMI-RECESSED

LED POWER	15W
SYSTEM POWER	17W
CRI	>90

CCT	2700K	3000K	4000K	2200K - 5000K
2x14° (16°)	587lm	737lm	902lm	
2x25° (36°)	1246lm	1314lm	1439lm	862lm-1268lm
2x35° (52°)	1426lm	1470lm	1581lm	929lm-1353lm
2x45° (67°)	1472lm	1548lm	1725lm	944lm-1353lm
asym	1118lm	1304lm	1805lm	866lm-937lm

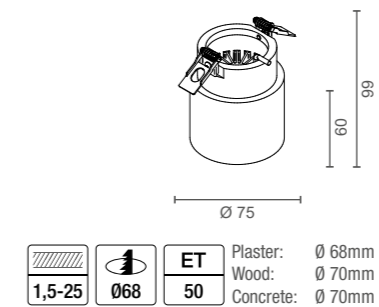
RON SEMI-RECESSED

RON-EF015



RON SEMI-RECESSED ASYMMETRICAL

RON-EF015



ITEM CONFIGURATION

- IP PROTECTION**
0 IP 20
- COLOR RENDERING INDEX**
90 CRI>90
- COLOR TEMPERATURE/CCT**
0027 2700K
0030 3000K
0040 4000K
2250 tunable white (not at 16°)
- BEAM CHARACTERISTICS**
16 FWTM 2x14° / FWHM 16°
36 FWTM 2x25° / FWHM 36°
52 FWTM 2x35° / FWHM 52°
67 FWTM 2x45° / FWHM 67°
01 asymmetrical

- DIMMABILITY**
D DALI dimmable
(other dimming variants on request)

- COLOR OUTSIDE**
WM white matt
SWM black matt

- COLOR INSIDE**
WM white matt
SWM black matt

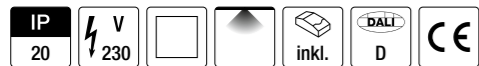
- SPECIAL**
Color of your choice from the 2F color card

Order example:
RON-EF015 090002736D-WM-SWM
IP protection
Color rendering index
Color temperature
Radiation characteristics
Dimmability
Color outside
Color inside



RJR PRO MAX

RJR high-output recessed spotlight, tiltable, surface white or matt-black. RAL color choice options. The microfaceted, free-form high-efficiency surface reflector ensures homogeneous light distribution and perfect longitudinal glare reduction due to multiple over-irradiation and high-precision light control. Three different color temperatures with color rendering Ra >90, 2700K, 3000K, 4000K, tunable white. Dim to warm. Lighting system consists of a light and control gear unit with a plug-in connection. Developed for the high-end shop sector, hotels, restaurants and projects that place strict demands on lighting technology. Perfect for a variety of room heights, lobbies and gear.

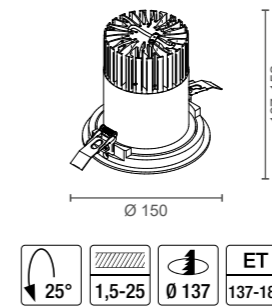


RJR PRO MAX RECESSED SPOTLIGHT

LED POWER	43W		35W	
SYSTEM POWER	50W		40W	
CRI	>90		>90	
CCT	2700K	3000K	4000K	2700K - 6500K
	 2x25° (36°) 3590lm	 2x25° (36°) 3787lm	 2x25° (36°) 4167lm	 2x25° (36°) 2320-2666lm
	 2x35° (56°) 4397lm	 2x35° (56°) 4638lm	 2x35° (56°) 5129lm	 2x35° (56°) 2852-3441lm
	 2x42° (70°) 4633lm	 2x42° (70°) 4726lm	 2x42° (70°) 5272lm	 2x42° (70°) 2872-3491lm
	 asym 4173lm	 asym 4237lm	 asym 4543lm	 asym 2697-3039lm

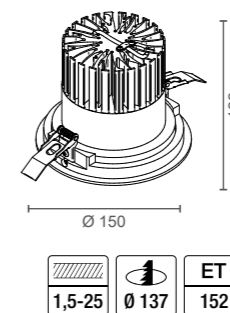
RJR RECESSED TILTABLE

RJR-BA04309000



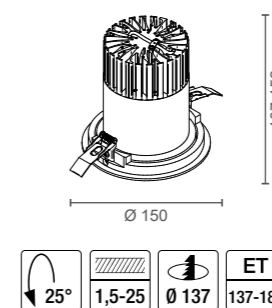
RJR RECESSED ASYMMETRICAL

RJR-EA04309000



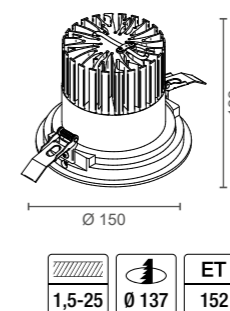
RJR RECESSED TILTABLE TUNABLE WHITE

RJR-BA0350902765



RJR RECESSED ASYMMETRICAL TUNABLE WHITE

RJR-EA0350902765



ITEM CONFIGURATION

IP PROTECTION

0 IP 20

COLOR RENDERING INDEX

90 CRI>90

COLOR TEMPERATURE/CCT

0027 2700K
0030 3000K
0040 4000K
2765 tunable white

BEAM CHARACTERISTICS

36 FWTM 2x25° / FWHM 36°
56 FWTM 2x35° / FWHM 56°
70 FWTM 2x42° / FWHM 70°
01 asymmetrical (only EA)

DIMMABILITY

D DALI dimmable
(other dimming variants on request)

COLOR OUTSIDE

WM white matt
SWM black matt

COLOR INSIDE

WM white matt
SWM black matt

SPECIAL

Color of your choice from the 2F color card

Due to the different heights of the reflectors used, the following dimensions result:

	2700K - 4000K	
Radiation characteristics	height	depth
FWTM 2x25° / FWHM 36°	152	182
FWTM 2x35° / FWHM 56°	123	153
FWTM 2x42° / FWHM 70°	107	137
asymmetrical	122	152
	tunable white	
Radiation characteristics	height	depth
FWTM 2x25° / FWHM 36°	152	182
FWTM 2x35° / FWHM 56°	123	153
FWTM 2x42° / FWHM 70°	107	137
asymmetrical	122	152

Order example:

RJR-BA043090002736D-WM-SWM

IP protection
Color rendering index
Color temperature
Radiation characteristics
Dimmability
Color outside
Color inside

Content

Recessed
Lights

Surface
Lights

Pendant
Light

Track
Railsystem

Profiles

LED
Stripes

LED
Lights

Outdoor
Lights

LED
Driver

Legend
Colors



HOTEL GOLDENER HIRSCH
Salzburg

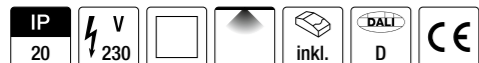


RAY

RAY recessed light-asymmetrical, 2-bulb, aluminum, surface white or matt-black. RAL color choice options. The asymmetrical, microfaceted free-form, high-efficiency surface reflector ensures optimized longitudinal glare control with excellent uniformity, as well as guaranteed freedom from glare from all luminaire viewing angles.

Choose between four different color temperatures with color rendering Ra >90, 2700K, 3000K, 4000K, tunable white with dynamic color temperature change and constant luminaire luminous flux 2200-5000K. Lighting system consists of a light and control gear unit with a plug-in connection.

Developed for wall washer lighting concepts in the hotel industry, in hallways and corridors, museums and galleries, as well as projects that place strict demands on lighting technology and visual comfort.

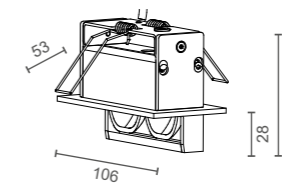


RAY RECESSED 2-FLAMES

LED POWER	6W			
SYSTEM POWER	9W			
CRI	>90	>90	>90	>80
CCT	2700K	3000K	4000K	2200K - 5000K

RAY RECESSED 2-FLAMES

RAY-DA006



ITEM CONFIGURATION

IP PROTECTION

0 IP 20

COLOR RENDERING INDEX

80 CRI>80
90 CRI>90

COLOR TEMPERATURE/CCT

0027 2700K
0030 3000K
0040 4000K
2250 tunable white

BEAM CHARACTERISTICS

01 asymmetrisch

DIMMABILITY

D DALI dimmable
(other dimming variants on request)

COLOR

WM white matt
SWM black matt

SPECIAL

Color of your choice from the 2F color card



DALI DT8 INTERFACE WITH TUNABLE WHITE REQUIRED (ON SITE).

Order example:

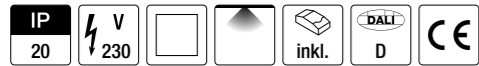
RAY-DA006 090002736D-WM

IP protection
Color rendering index
Color temperature
Radiation characteristics
Dimmability
Color



RAY

RAY asymmetrical recessed light, 6-bulb, aluminum, surface white or matt-black. RAL color choice options. The asymmetrical, microfaceted free-form, high-efficiency surface reflector ensures optimized longitudinal glare control with excellent uniformity, as well as guaranteed freedom from glare from all luminaire viewing angles. Choose between four color temperatures with color rendering Ra >90, 2700K, 3000K, 4000K, tunable white with dynamic color temperature change and constant luminaire luminous flux 2200-5000K. Lighting system consists of a light and control gear unit with a plug-in connection. Developed for wall washer lighting concepts in the hotel industry, in hallways and corridors, museums and galleries, as well as projects that place strict demands on lighting technology and visual comfort.

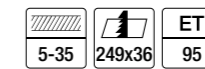
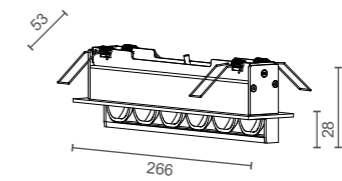


RAY RECESSED 6-FLAMES

LED POWER	18W			
SYSTEM POWER	22W			
CRI	>90	>90	>90	>80
CCT	2700K	3000K	4000K	2200K - 5000K

RAY RECESSED 6-FLAMES

RAY-DB018



ITEM CONFIGURATION

IP PROTECTION

0 IP 20

COLOR RENDERING INDEX

80 CRI>80
90 CRI>90

COLOR TEMPERATURE/CCT

0027 2700K
0030 3000K
0040 4000K
2250 tunable white

BEAM CHARACTERISTICS

01 asymmetrical

DIMMABILITY

D DALI dimmable
(other dimming variants on request)

COLOR

WM white matt
SWM schwarz matt

SPECIAL

Color of your choice from the 2F color card



DALI DT8 INTERFACE WITH TUNABLE WHITE REQUIRED (ON SITE).

Order example: RAY-DB018090002701D-SWM

IP protection
COLOR RENDERING INDEX
Color temperature
Radiation characteristics
Dimmability
Color

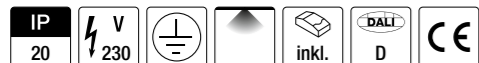


RAY

RAY asymmetrical recessed light, 24-bulb, aluminum, surface white or matt-black. RAL color choice options. The asymmetrical, microfaceted free-form, high-efficiency surface reflector ensures optimized longitudinal glare control with excellent uniformity, as well as guaranteed freedom from glare from all luminaire viewing angles.

Choose between four color temperatures with color rendering Ra >90, 2700K, 3000K, 4000K, tunable white with dynamic color temperature change and constant luminaire luminous flux 2200-5000K. Lighting system consists of a light with an integrated control gear unit.

Developed for wall washer lighting concepts in the hotel industry, in hallways and corridors, museums and galleries, as well as projects that place strict demands on lighting technology and visual comfort.

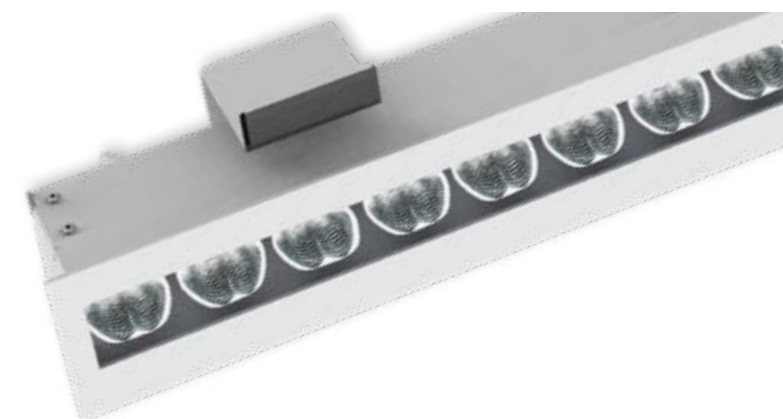
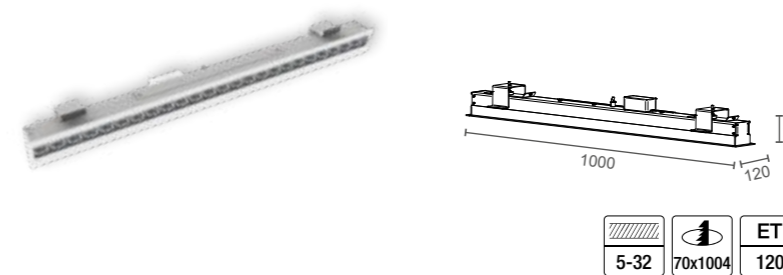


RAY RECESSED 24-FLAMES

LED POWER	36W			
SYSTEM POWER	47W			
CRI	>90	>90	>90	>80
CCT	2700K	3000K	4000K	2200K - 5000K

RAY RECESSED 24-FLAMES

RAY-EA036



ITEM CONFIGURATION

IP PROTECTION

0 IP 20

COLOR RENDERING INDEX

80 CRI>80
90 CRI>90

COLOR TEMPERATURE/CCT

0027 2700K
0030 3000K
0040 4000K
2250 tunable white

BEAM CHARACTERISTICS

01 asymmetrical

DIMMABILITY

D DALI dimmable
(other dimming variants on request)

COLOR

WM white matt
SWM black matt

SPECIAL

Color of your choice from the 2F color card

DALI DT8 INTERFACE WITH TUNABLE WHITE REQUIRED (ON SITE).

Order example:

RAY-EA036090002701D-SWM

IP protection
Color rendering index
Color temperature
Radiation characteristics
Dimmability
Color

Content

Recessed
Lights

Surface
Lights

Pendant
Light

Track
Railsystem

Profiles

LED
Stripes

LED
Lights

Outdoor
Lights

LED
Driver

Legend
Colors

tom
ALMHÜTTE



TOM 'S ALMHÜTTE
Maria Alm



MIO

MIO recessed spotlight, aluminum, surface white or matt-black. RAL color choice options. The microfaceted free-form surface reflector, specially designed for 2F Leuchten, combines maximum efficiency with optimal longitudinal glare control, and high-precision light control for absolutely homogeneous light distribution.

Choose between four color temperatures with color rendering Ra >90, 2700K, 3000K, 4000K, tunable white with dynamic color temperature change and constant luminaire luminous flux 2200-5000K. Luminaire without control gear (order separately).

Developed for schools, company buildings and offices, retail, hotels and restaurants, as well as projects that place strict demands on architectural and special lighting technology. The available beam angles 2x25°, 2x35°, 2x45° (batwing to meet the requirement for the largest possible luminaire spacing (as in general traffic areas). spacing, e.g. for general traffic areas).



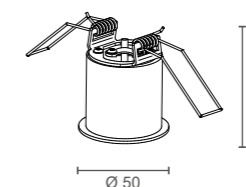
MIO RECESSED

LED POWER	8W
SYSTEM POWER	11W
CRI	>90

CCT	2700K	3000K	4000K	2200K - 5000K
2x25° (36°)	617lm	673lm	746lm	375lm-488lm
2x35° (56°)	666lm	696lm	815lm	396lm-553lm
2x45° (80°)	724lm	808lm	863lm	416lm-585lm

MIO RECESSED

MIO-EA008



ITEM CONFIGURATION

IP PROTECTION

0 IP 20

COLOR RENDERING INDEX

90 CRI>90

COLOR TEMPERATURE/CCT

0027 2700K
0030 3000K
0040 4000K
2250 tunable white

BEAM CHARACTERISTICS

36 FWTM 2x25° / FWHM 36°
56 FWTM 2x35° / FWHM 56°
80 FWTM 2x45° / FWHM 80°

DIMMABILITY

X without POWER SUPPLY

COLOR

WM white matt
SWM black matt

SPECIAL

Color of your choice from the 2F color card

POWER SUPPLY ORDER SEPARATELY (P. 278-282)

DALI DT8 INTERFACE WITH TUNABLE WHITE REQUIRED (ON SITE).

FOR TUNABLE WHITE VERSION 4-PIN CABLING AND DT8 TW CONTROL GEAR REQUIRED

DUE TO THE MINIATURED DESIGN OF THE SPOTLIGHT, THE CONTROL GEAR DOES NOT FIT THROUGH THE CEILING CUTOUT

FOR OPERATION WITH 24V, KSQ AND POWER SUPPLY REQUIRED.
FOR OPERATION WITH CONSTANT CURRENT CC POWER SUPPLY REQUIRED.

Order example:

MIO-EA008090002736X-SWM

IP protection
Color rendering index
Color temperature
Beam characteristics
Dimmability
Color



MIO

MIO semi-recessed spotlight, aluminum, surface white or matt-black. RAL color choice options. The microfaceted free-form surface reflector, specially designed for 2F Leuchten, combines maximum efficiency with optimal longitudinal glare control, and high-precision light control for absolutely homogeneous light distribution.

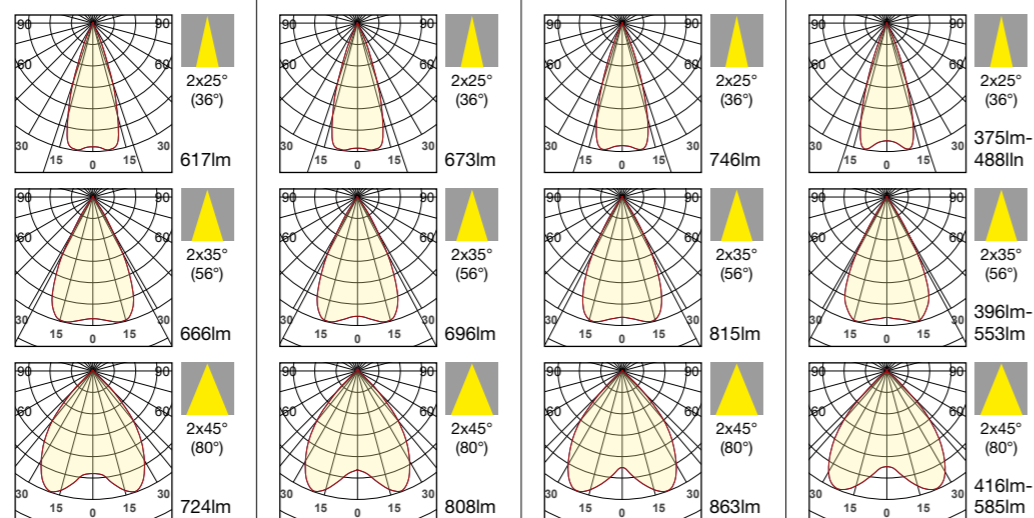
Choose between four color temperatures with color rendering Ra >90, 2700K, 3000K, 4000K, tunable white with dynamic color temperature change and constant luminaire luminous flux 2200-5000K. Luminaire without control gear (order separately).

Developed for schools, company buildings and offices, retail, hotels and restaurants, as well as projects that place strict demands on architectural and special lighting technology. The available beam angles 2x25°, 2x35°, 2x45° (batwing to meet the requirement for the largest possible luminaire spacing (as in general traffic areas).



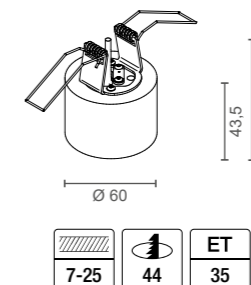
MIO SEMI-RECESSED

LED POWER	8W
SYSTEM POWER	11W
CRI	>90
CCT	2700K



MIO SEMI-RECESSED

MIO-AK008



ITEM CONFIGURATION

IP PROTECTION

0 IP 20

COLOR RENDERING INDEX

90 CRI>90

COLOR TEMPERATURE/CCT

0027 2700K
0030 3000K
0040 4000K
2250 tunable white

BEAM CHARACTERISTICS

36 FWTM 2x25° / FWHM 36°
56 FWTM 2x35° / FWHM 56°
80 FWTM 2x45° / FWHM 80°

DIMMABILITY

X without POWER SUPPLY

COLOR

WM white matt
SWM black matt

SPECIAL

Color of your choice from the 2F color card

POWER SUPPLY ORDER SEPARATELY (P. -282)

DALI DT8 INTERFACE WITH TUNABLE WHITE REQUIRED (ON SITE).

FOR TUNABLE WHITE VERSION 4-PIN CABLING AND DT8 TW CONTROL GEAR REQUIRED

DUE TO THE MINIATURED DESIGN OF THE SPOTLIGHT, THE CONTROL GEAR DOES NOT FIT THROUGH THE CEILING CUTOUT

FOR OPERATION WITH 24V, KSQ AND POWER SUPPLY REQUIRED.
FOR OPERATION WITH CONSTANT CURRENT CC POWER SUPPLY REQUIRED.

Order example:

MIO-AK008090002736X-SWM

IP protection
Color rendering index
Color temperature
Reclation characteristics
Dimmability
Color

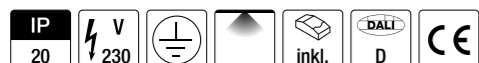


MIO

MIO semi-recessed spotlight, aluminum, surface white or matt-black. RAL color choice options. The microfaceted free-form surface reflector, specially designed for 2F Leuchten, combines maximum efficiency with optimal longitudinal glare control, and high-precision light control for absolutely homogeneous light distribution.

Choose between four color temperatures with color rendering Ra >90, 2700K, 3000K, 4000K, tunable white with dynamic color temperature change and constant luminaire luminous flux 2200-5000K. Luminaire without control gear (order separately).

Developed for schools, company buildings and offices, retail, hotels and restaurants, as well as projects that place strict demands on architectural and special lighting technology. The available beam angles 2x25°, 2x35°, 2x45° (batwing to meet the requirement for the largest possible luminaire spacing (as in general traffic areas).



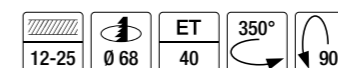
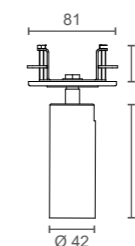
MIO SEMI RECESSED

LED POWER	8W
SYSTEM POWER	11W
CRI	>90

CCT	2700K	3000K	4000K
2x25° (36°)	617lm	673lm	746lm
2x35° (56°)	666lm	696lm	815lm
2x45° (80°)	724lm	808lm	863lm

MIO SEMI-RECESSED SPOTLIGHT ADJUSTABLE

MIO-AH008



ITEM CONFIGURATION

IP PROTECTION

0 IP 20

COLOR RENDERING INDEX

90 CRI>90

COLOR TEMPERATURE/CCT

0027 2700K
0030 3000K
0040 4000K

BEAM CHARACTERISTICS

36 FWTM 2x25° / FWHM 36°
56 FWTM 2x35° / FWHM 56°
80 FWTM 2x45° / FWHM 80°

DIMMABILITY

D DALI dimmable
(other dimming variants on request)

COLOR

WM white matt
SWM black matt

SPECIAL

Color of your choice from the 2F color card



INSTALLATION DEPTH FOR CEILING
RECESS AT LEAST 80MM.

Order example:


MIO-AH008090002736D-SWM

IP protection
Color rendering index
Color temperature
Radiation characteristics
Dimmability
Color

- Content
- Recessed Lights
- Surface Lights
- Pendant Light
- Track Railsystem
- Profiles
- LED Stripes
- LED Lights
- Outdoor Lights
- LED Driver
- Legend Colors



AUSTRIA TREND HOTEL
Wien

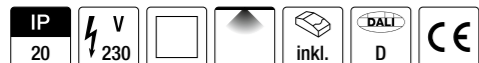


MIO

MIO recessed light, 2-bulb, aluminum, surface white or matt black. Additionally RAL color of your choice possible. The microfaceted free-form surface reflector, specially designed for 2F Leuchten, combines maximum efficiency with optimal longitudinal glare control, while at the same time highly precise light control for absolutely homogeneous light distribution.

Three different color temperatures with color rendering $R_a > 90$, 2700K, 3000K, 4000K, individually selectable. Lighting system consisting of a light and control gear unit with plug-in connection.

Developed for schools, company buildings & offices, retail, hotels and restaurants, as well as projects with high demands on architectural and special lighting technology. The available beam angles $2 \times 25^\circ$, $2 \times 35^\circ$, $2 \times 45^\circ$ (batwing to meet the requirement for the largest possible luminaire spacing, e.g. for general traffic areas).



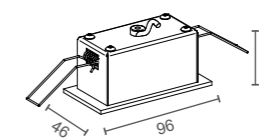
MIO RECESSED

LED POWER	8W
SYSTEM POWER	11W
CRI	>90

CCT	2700K	3000K	4000K

MIO RECESSED 2-FLAMES

MIO-EF008



ITEM CONFIGURATION

IP PROTECTION

0 IP 20

COLOR RENDERING INDEX

90 CRI > 90

COLOR TEMPERATURE/CCT

0027 2700K
0030 3000K
0040 4000K

BEAM CHARACTERISTICS

36 FWTM $2 \times 25^\circ$ / FWHM 36°
56 FWTM $2 \times 35^\circ$ / FWHM 56°
80 FWTM $2 \times 45^\circ$ / FWHM 80°

DIMMABILITY

D DALI dimmable
(other dimming variants on request)

COLOR

WM white matt
SWM black matt

SPECIAL

Color of your choice from the 2F color card




TUNABLE WHITE AVAILABLE ON REQUEST

Order example:

MIO-EF008090002736D-SWM

IP protection
Color rendering index
Color temperature
Radiation characteristics
Dimmability
Color



MIO

MIO recessed light, 4-bulb, aluminum, surface white or matt black. Additionally RAL color of your choice possible. The microfaceted free-form surface reflector, specially designed for 2F Leuchten, combines maximum efficiency with optimal longitudinal glare control, while at the same time highly precise light control for absolutely homogeneous light distribution.

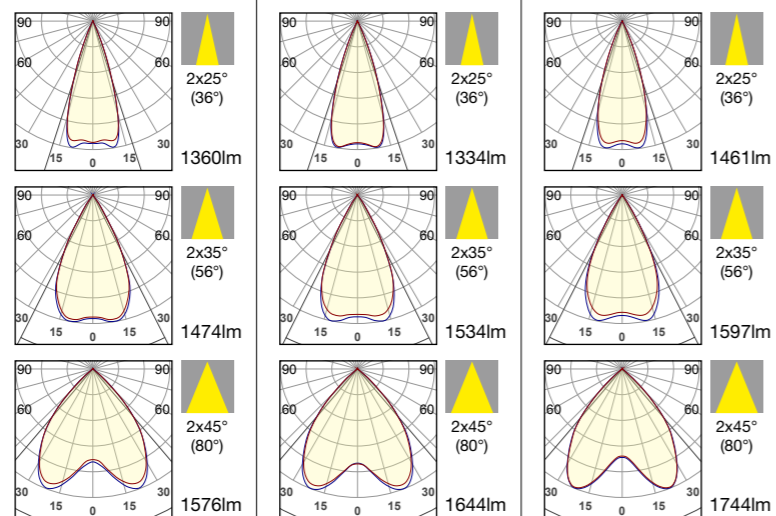
Three different color temperatures with color rendering $R_a > 90$, 2700K, 3000K, 4000K, individually selectable. Lighting system consisting of a light and control gear unit with plug-in connection.

Developed for schools, company buildings & offices, retail, hotels and restaurants, as well as projects with high demands on architectural and special lighting technology. The available beam angles $2 \times 25^\circ$, $2 \times 35^\circ$, $2 \times 45^\circ$ (batwing to meet the requirement for the largest possible luminaire spacing, e.g. for general traffic areas).




MIO RECESSED

LED POWER	16W
SYSTEM POWER	20W
CRI	>90
CCT	2700K



MIO RECESSED 4-FLAMES

MIO-ED016



ITEM CONFIGURATION

IP PROTECTION

0 IP 20

COLOR RENDERING INDEX

90 CRI > 90

COLOR TEMPERATURE/CCT

0027 2700K
0030 3000K
0040 4000K

BEAM CHARACTERISTICS

36 FWTM $2 \times 25^\circ$ / FWHM 36°
56 FWTM $2 \times 35^\circ$ / FWHM 56°
80 FWTM $2 \times 45^\circ$ / FWHM 80°

DIMMABILITY

D DALI dimmable
(other dimming variants on request)

COLOR

WM white matt
SWM black matt

SPECIAL

Color of your choice from the 2F color card



TUNABLE WHITE AVAILABLE ON REQUEST

Order example:

MIO-ED016090002736D-SWM

IP protection
Color rendering index
Color temperature
Radiation characteristics
Dimmability
Color

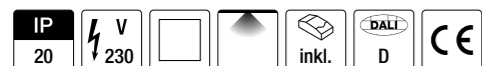


MIO

MIO recessed light, 4-bulb, aluminum, surface white or matt black. Additionally RAL color of your choice possible. The microfaceted free-form surface reflector, specially designed for 2F Leuchten, combines maximum efficiency with optimal longitudinal glare control, while at the same time highly precise light control for absolutely homogeneous light distribution.

Three different color temperatures with color rendering $R_a > 90$, 2700K, 3000K, 4000K, individually selectable. Lighting system consisting of a light and control gear unit with plug-in connection.

Developed for schools, company buildings & offices, retail, hotels and restaurants, as well as projects with high demands on architectural and special lighting technology. The available beam angles $2 \times 25^\circ$, $2 \times 35^\circ$, $2 \times 45^\circ$ (batwing to meet the requirement for the largest possible luminaire spacing, e.g. for general traffic areas).



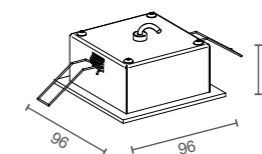
MIO RECESSED

LED POWER	16W
SYSTEM POWER	20W
CRI	>90

CCT	2700K	3000K	4000K
	 2x25° (36°) 1418lm	 2x25° (36°) 1462lm	 2x25° (36°) 1537lm
	 2x35° (56°) 1469lm	 2x35° (56°) 1584lm	 2x35° (56°) 1662lm
	 2x45° (80°) 1559lm	 2x45° (80°) 1643lm	 2x45° (80°) 1744lm

MIO RECESSED 4-FLAMES

MIO-EE016



ITEM CONFIGURATION

IP PROTECTION

0 IP 20

COLOR RENDERING INDEX

90 CRI > 90

COLOR TEMPERATURE/CCT

0027 2700K
0030 3000K
0040 4000K

BEAM CHARACTERISTICS

36 FWTM $2 \times 25^\circ$ / FWHM 36°
56 FWTM $2 \times 35^\circ$ / FWHM 56°
80 FWTM $2 \times 45^\circ$ / FWHM 80°

DIMMABILITY

D DALI dimmable
(other dimming variants on request)

COLOR

WM white matt
SWM black matt

SPECIAL

Color of your choice from the 2F color card



TUNABLE WHITE AVAILABLE ON REQUEST

Order example:

MIO-EE016090002736D-SWM

IP protection
Color rendering index
Color temperature
Radiation characteristics
Dimmability
Color



Content

Recessed
Lights

Surface
Lights

Pendant
Light

Track
Railsystem

Profiles


LED
Stripes

LED
Lights

Outdoor
Lights

LED
Driver

Legend
Colors

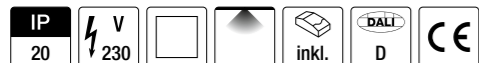


MIO

MIO recessed light, 16-bulb, aluminum, surface white or matt black. Additionally RAL color of your choice possible. The microfaceted free-form surface reflector, specially designed for 2F Leuchten, combines maximum efficiency with optimal longitudinal glare control, while at the same time highly precise light control for absolutely homogeneous light distribution.

Four different color temperatures with color rendering Ra >90, 2700K, 3000K, 4000K, tunable white with dynamic color temperature change with constant luminaire luminous flux 2200-5000K can be individually selected. Lighting system consisting of a light and control gear unit with plug-in connection.

Developed for schools, company buildings & offices, retail, hotels and restaurants, as well as projects with high demands on architectural and special lighting technology. The available beam angles 2x25°, 2x35°, 2x45° (batwing to meet the requirement for the largest possible luminaire spacing, e.g. for general traffic areas).



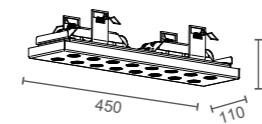
MIO RECESSED

LED POWER	24W
SYSTEM POWER	27W
CRI	>90

CCT	2700K	3000K	4000K	2200K - 5000K
2x25° (36°)	 2096lm	 2126lm	 2442lm	 1470lm-1909lm
2x35° (56°)	 2109lm	 2212lm	 2679lm	 1660lm-2160lm
2x45° (80°)	 2293lm	 2326lm	 2868lm	 1742lm-2286lm

MIO RECESSED 16-FLAMES

MIO-EB024



ITEM CONFIGURATION

IP PROTECTION

0 IP 20

COLOR RENDERING INDEX

90 CRI>90

COLOR TEMPERATURE/CCT

0027 2700K
0030 3000K
0040 4000K
2250 tunable white

BEAM CHARACTERISTICS

36 FWTM 2x25° / FWHM 36°
56 FWTM 2x35° / FWHM 56°
80 FWTM 2x45° / FWHM 80°

DIMMABILITY

D DALI dimmable
(other dimming variants on request)

COLOR

WM white matt
SWM black matt

SPECIAL

Color of your choice from the 2F color card



DALI DT8 INTERFACE WITH TUNABLE WHITE REQUIRED (ON SITE).



2 DALI ADDRESSES AT TUNABLE WHITE REQUIRED
(2 POWER SUPPLYS INSTALLED PER LIGHT)

Order example:

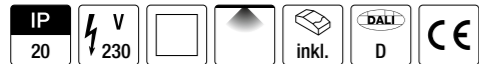
MIO-EB024090002736D-SWM

IP protection
Color rendering index
Color temperature
Radiation characteristics
Dimmability
Color



MIO

MIO recessed light for grid ceilings, aluminum, matt black surface. The one specifically for The microfaceted free-form surface reflector designed by 2F Leuchten combines maximum efficiency with optimal longitudinal glare control, while at the same time highly precise light control for absolutely homogeneous light distribution. Four different color temperatures with color rendering Ra >90, 2700K, 3000K, 4000K, tunable white with dynamic color temperature change with constant luminaire luminous flux 2200-5000K can be individually selected. Lighting system consisting of a light and control gear unit with plug-in connection. Developed for schools, company buildings & offices, retail, hotels and restaurants, as well as projects with high demands on architectural and special lighting technology. The available beam angles 2x25°, 2x35°, 2x45° (batwing to meet the requirement for the largest possible luminaire spacing, e.g. for general traffic areas).



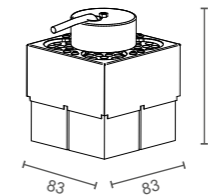

MIO RECESSED

LED POWER	16W			
SYSTEM POWER	19W			
CRI	>90			
CCT	2700K	3000K	4000K	2200K - 5000K
	 2x25° (36°) 1318lm	 2x25° (36°) 1391lm	 2x25° (36°) 1720lm	 2x25° (36°) 1089lm-1409lm
	 2x35° (56°) 1498lm	 2x35° (56°) 1534lm	 2x35° (56°) 1880lm	 2x35° (56°) 1219lm-1618lm
	 2x45° (80°) 1598lm	 2x45° (80°) 1603lm	 2x45° (80°) 1993lm	 2x45° (80°) 1291lm-1753lm

MIO FOR GRID

MIO-RA016

Suitable for cell grid module ceilings:
40x40mm, height: 40mm
e.g. Unigrig by Hunter Douglas



ET
125



DALI DT8 INTERFACE WITH TUNABLE WHITE REQUIRED (ON SITE).

ITEM CONFIGURATION

IP PROTECTION

0 IP 20

COLOR RENDERING INDEX

90 CRI>90

COLOR TEMPERATURE/CCT

0027 2700K
0030 3000K
0040 4000K
2250 tunable white

BEAM CHARACTERISTICS

36 FWTM 2x25° / FWHM 36°
56 FWTM 2x35° / FWHM 56°
80 FWTM 2x45° / FWHM 80°

DIMMABILITY


D DALI dimmable
(other dimming variants on request)

COLOR

WM black matt

SPECIAL


Color of your choice from the 2F color card



LETZIPARK
Zürich

Order example:
MIO-RA016090002736D-SWM

IP protection
Color rendering index
Color temperature
Radiation characteristics
Dimmability
Color

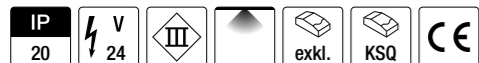


LEA

LEA recessed spotlight, frameless, aluminum, surface white or matt-black. RAL color choice options. The innovative and patented Bartenbach LFO lens optics ensure a puristic design language. The LFO lens focuses the light through you to a minimum reduced light emission and concentrates it exclusively on the area to be illuminated. Maximum assembly convenience due to the innovative click-in function with spring-loaded ball pressure pieces.

The recessed design creates an almost invisible, highly efficient, completely glare-free and comfortable light source. Choose between three color temperatures with color rendering Ra >90, 2700K, 3000K, 4000K or tunable white. Luminaire without control gear (order separately).

Developed for the hotel industry, catering industry and projects that place strict demands on lighting technology, visual comfort and room atmosphere. Design in the purest functionality for frameless lighting accents that merge with a building's architecture. Available in beam angles 2x20° and 2x38°.

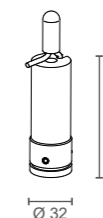


LEA RECESSED

LED POWER	8W / 24 VOLT		6W / 24 Volt	
SYSTEM POWER	11W		9W	
CRI	>90		>90	
CCT	2700K	3000K	4000K	2200K - 5000K
	 2x20° (34°) 481lm	 2x20° (34°) 525lm	 2x20° (34°) 529lm	 2x20° (34°) 171lm-223lm
	 2x38° (46°) 549lm	 2x38° (46°) 602lm	 2x38° (46°) 661lm	 2x38° (46°) 199lm-262lm

LEA

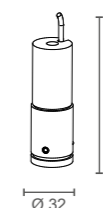
LEA-EA00809000



ET
120

LEA TUNABLE WHITE

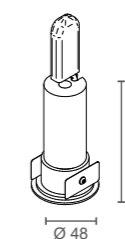
LEA-EB0060902250



ET
120

LEA

LEA-EI00809000



42 ET
120

! ORDER PLASTERING SLEEVE FOR LEA-EA & LEA-EB SEPARATELY (PAGE 93)

! DALI DT8 INTERFACE WITH TUNABLE WHITE REQUIRED (ON SITE).

! FOR TUNABLE WHITE VERSION 4-PIN CABLING AND DT8 TW CONTROL GEAR REQUIRED

! DUE TO THE MINIATURIZED DESIGN OF THE SPOTLIGHT, THE CONTROL GEAR DOES NOT FIT THROUGH THE CEILING CUTOUT

! POWER SUPPLY ORDER SEPARATELY (P. 278-282)

ITEM CONFIGURATION

IP PROTECTION

0 IP 20

COLOR RENDERING INDEX

90 CRI>90

COLOR TEMPERATURE/CCT

0027 2700K
0030 3000K
0040 4000K
2250 tunable white

BEAM CHARACTERISTICS

34 FWTM 2x20° / FWHM 34°
46 FWTM 2x38° / FWHM 46°

DIMMABILITY

X without POWER SUPPLY
F without control gear (24 volts/CV)
(Dimming depends on the POWER SUPPLY)

COLOR

WM white matt
SWM black matt

SPECIAL

Color of your choice from the 2F color card

Order example:

LEA-EA008090002734D-SWM

IP protection
Color rendering index
Color temperature
Radiation characteristics
Dimmability
Color

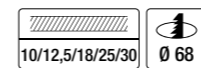



SUURSTOFFI
 Rotkreuz

LEA MOUNTING ACCESSORIES


LEA INSTALLATION SLEEVE PLASTER

LEA-PLASTER-2



LEA INSTALLATION SLEEVE CONCRETE

LEA-CONCRETE-1



LEA INSTALLATION SLEEVE PLASTER

LEA-PLASTER-3



LEA WOODEN INSTALLATION SLEEVE

LEA-WOOD-SW



! MORE COLORS BY COLOR
 MAP POSSIBLE (P. 286 - 287)

LEA ASSEMBLY TOOL

LEA-MONTAGE
 (FOR LEA-PLASTER-3, LEA-WOOD)



LEA DISASSEMBLY TOOL

LEA-DEMONTAGE



- Content
- Recessed Lights
- Surface Lights
- Pendant Light
- Track Railsystem
- Profiles
- LED Stripes
- LED Lights
- Outdoor Lights
- LED Driver
- Legend Colors



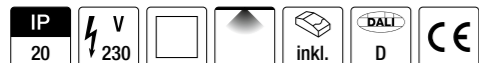


LEA

LEA-EC recessed spotlight, aluminum, surface white or matt black. Additionally RAL color of your choice possible. The innovative and patented LFO lens optics from Bartenbach ensure a puristic design language. The LFO lens focuses the light by reducing light emission to a minimum and concentrating it exclusively on the area to be illuminated.

The recessed design creates an almost invisible, completely glare-free and comfortable light source with high efficiency. Three different color temperatures with color rendering Ra >90, 2700K, 3000K, 4000K, individually selectable. Lighting system consisting of a light and control gear unit with plug-in connection.

Developed for the hotel industry, catering industry and projects with high demands on lighting technology, visual comfort and room atmosphere. Available in beam angles 2x20° and 2x38°.

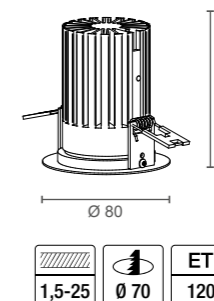


LEA RECESSED

LED POWER	11W		
SYSTEM POWER	15W		
CRI	>90		
CCT	2700K	3000K	4000K
	 2x20° (34°) 490lm	 2x20° (34°) 550lm	 2x20° (34°) 555lm
	 2x38° (46°) 551lm	 2x38° (46°) 620lm	 2x38° (46°) 685lm

LEA

LEA-EC011



ITEM CONFIGURATION

IP PROTECTION

0 IP 20

COLOR RENDERING INDEX

90 CRI>90

COLOR TEMPERATURE/CCT

0027 2700K
0030 3000K
0040 4000K

BEAM CHARACTERISTICS

34 FWTM 2x20° / FWHM 34°
46 FWTM 2x38° / FWHM 46°

DIMMABILITY


D DALI dimmable
(other dimming variants on request)

COLOR

WM white matt
SWM black matt

SPECIAL

Color of your choice from the 2F color card



Order example:

LEA-EC011 090002734D-SWM

IP protection
Color rendering index
Color temperature
Radiation characteristics
Dimmability
Color

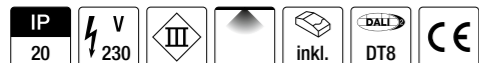


LEA

LEA-ED recessed spotlight, aluminum, surface white or matt black. Additionally RAL color of your choice possible. The innovative and patented LFO lens optics from Bartenbach ensure a puristic design language. The LFO lens focuses the light by reducing light emission to a minimum and concentrating it exclusively on the area to be illuminated. The recessed design creates an almost invisible, completely glare-free and comfortable light source with high efficiency.

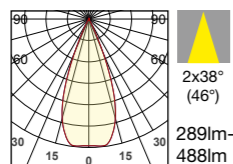
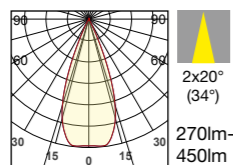
Tunable white with color rendering Ra >90 and dynamic color temperature change with constant luminaire luminous flux 2200-5000K. Lighting system consisting of a light and control gear unit with plug-in connection.

Developed for the hotel industry, catering industry and projects with high demands on lighting technology, visual comfort and room atmosphere. Available in beam angles 2x20° and 2x38°.



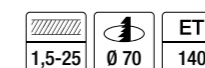
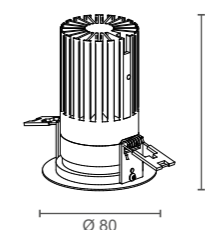
LEA RECESSED TUNABLE WHITE

LED POWER	7W
SYSTEM POWER	10W
CRI	>90
CCT	2200K - 5000K



LEA

LEA-ED007



ITEM CONFIGURATION

IP PROTECTION

0 IP 20

COLOR RENDERING INDEX

90 CRI>90

COLOR TEMPERATURE/CCT

2250 tunable white

BEAM CHARACTERISTICS

34 FWTM 2x20° / FWHM 34°
46 FWTM 2x38° / FWHM 46°

DIMMABILITY

D DALI dimmable
(other dimming variants on request)

COLOR

WM white matt
SWM black matt

SPECIAL

Color of your choice from the 2F color card



DALI DT8 INTERFACE WITH TUNABLE WHITE REQUIRED (ON SITE).

Order example:

LEA-ED007090002734D-SWM

IP protection
Color rendering index
Color temperature
Radiation characteristics
Dimmability
Color

Content

Recessed
Lights

Surface
Lights

Pendant
Light

Track
Railsystem

Profiles

LED
Stripes

LED
Lights

Outdoor
Lights


LED
Driver

Legend
Colors

© Asmir Hallcovic

WAGRÄNERHOF
Wagrain





ORB

ORB recessed spotlight, aluminum, tiltable, surface white or black, smooth structure. RAL color choice options. Choose between two color temperatures with color rendering Ra >90, 2700K, 3000K.

Lighting system consists of a light with an 8W or 12W LED insert, integrated heat sink and control gear unit with a plug-in connection. The all-round talent ORB is characterized by height-adjustability and multifunctional design.

The recessed spotlight can be adjusted in four positions in height and swivel range. In addition to the standard equipment, ORB is also available with a GU10 socket upon request (LED insert can be replaced). The spotlights fit discreetly into any room architecture due to the simple design. Available as standard in beam angles of 18° and 38°.

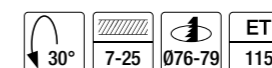
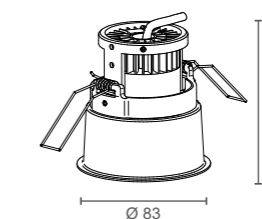


ORB RECESSED

LED POWER	8W	12W	8W	12W
SYSTEM POWER	10W	13W	10W	13W
CRI	>90			
CCT	2700K	2700K	3000K	3000K
	 18° 497lm	 18° 869lm	 18° 701lm	 18° 1083lm
	 38° 531lm	 38° 940lm	 38° 755lm	 38° 1139lm

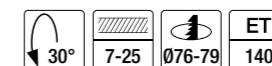
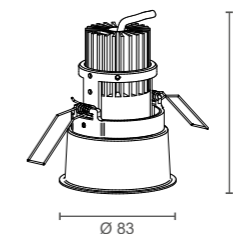
ORB RECESSED SWIVEL- AND HEIGHT ADJUSTABLE

ORB-EA008



ORB RECESSED SWIVEL- AND HEIGHT ADJUSTABLE

ORB-EA012



ORB INSTALLATION IP55 WITH PROTECTIVE GLASS IN FRONT, IDENTICAL TO IP 20 (NOT TILTABLE AND HEIGHT ADJUSTABLE)



ITEM CONFIGURATION with integrated light source

IP PROTECTION

0 IP 20
5 IP 55

COLOR RENDERING INDEX

90 CRI>90

COLOR TEMPERATURE/CCT

0027 2700K
0030 3000K

BEAM CHARACTERISTICS

18 FWHM 18°
38 FWHM 38°

DIMMABILITY

D DALI dimmable
(other dimming variants on request)

COLOR

WF white fine structure
SWF black fine structure

SPECIAL

Color of your choice from the 2F color card

Order example:

ORB-EA008090002738D-SWF¹

IP protection
Color rendering index
Color temperature
Radiation characteristics
Dimmability
Color



ORB 24V

ORB recessed spotlight, aluminum, tiltable, surface white or black, smooth structure. RAL color choice options. Choose between two color temperatures with color rendering Ra >90, 2700K, 3000K.

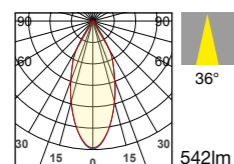
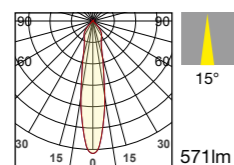
Lighting system consists of a light with an 7W LED insert, integrated heat sink and control gear unit with a plug-in connection. The all-round talent ORB is characterized by height-adjustability and multifunctional design.

The recessed spotlight can be adjusted in four positions in height and swivel range. In addition to the standard equipment, ORB is also available with a GU10 socket upon request (LED insert can be replaced). The spotlights fit discreetly into any room architecture due to the simple design. Available as standard in beam angles of 15° and 36°.



ORB RECESSED

LED POWER	7W			
SYSTEM POWER	9W			
CRI	>90			
CCT	2700K			



ORB RECESSED SWIVEL- AND HEIGHT ADJUSTABLE

ORB-EA007



ORB INSTALLATION IP55 WITH PROTECTIVE GLASS IN FRONT, IDENTICAL TO IP 20 (NOT TILTABLE AND HEIGHT ADJUSTABLE)



ITEM CONFIGURATION WITH 24V LED

IP PROTECTION

0 IP 20
5 IP 55

COLOR RENDERING INDEX

90 CRI>90

COLOR TEMPERATURE/CCT

0027 2700K

BEAM CHARACTERISTICS

15 FWHM 15°
36 FWHM 36°

DIMMABILITY

F 24V without POWER SUPPLY

COLOR

WF white fine structure
SWF black fine structure

SPECIAL

Color of your choice from the 2F color card

Order example:
ORB-EA007090002736E-SWF

IP protection
Color rendering index
Color temperature
Radiation characteristics
Dimmability
Color



Content

Recessed
Lights

Surface
Lights

Pendant
Light

Track
Railsystem

Profiles

LED
Stripes

LED
Lights

Outdoor
Lights

LED
Driver

Legend
Colors

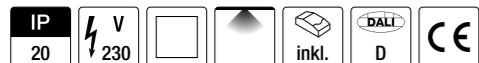
TOM'S ALMHÜTTE
Maria Alm



TUB

Semi-surface mounted light, aluminum, surface white or matt-black. RAL color choice options. The three possible beam angles are achieved by highly-effective lenses. A sharp cut-off of the beam angle is projected by using the lenses. An additional honeycomb grid can be used to further limit glare.

Choose between three color temperatures with color rendering Ra >90, 2700K, 3000K, 4000K. Lighting system consists of a light and control gear unit with a plug-in connection. Developed for schools, company buildings and offices, retail, hotels and restaurants, as well as projects that place strict demands on architectural and special lighting technology. The available beam angles 2x25°, 2x35°, 2x45° (batwing to meet the requirement for the largest possible luminaire spacing, such as for general traffic areas).



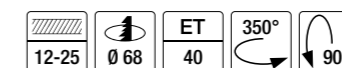
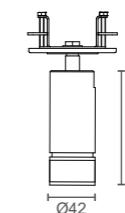
TUB SEMI RECESSED

LED POWER	8W
SYSTEM POWER	11W
CRI	>90

CCT	2700K	3000K	4000K
• Reference values measured without honeycomb insert			


TUB SEMI-RECESSED SPOTLIGHT ADJUSTABLE

TUB-AB008



TUB HONEYCOMB

TUB-HONEYCOMB



INSTALLATION DEPTH FOR CEILING RECESS AT LEAST 80MM.



STANDARD WITHOUT HONEYCOMB INSERT PLEASE ORDER SEPARATELY

ITEM CONFIGURATION

IP PROTECTION

0 IP 20

COLOR RENDERING INDEX

90 CRI>90

COLOR TEMPERATURE/CCT

0027 2700K
0030 3000K
0040 4000K

BEAM CHARACTERISTICS

15 FWHM 15°
38 FWHM 38°
50 FWHM 50°

DIMMABILITY

D DALI dimmable
(other dimming variants on request)

COLOR

WM white matt
SWM black matt

SPECIAL

Color of your choice from the 2F color card

Order example:

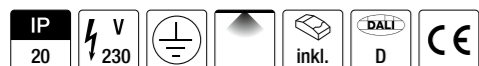
TUB-AB008090002738D-SWM

IP protection
Color rendering index
Color temperature
Radiation characteristics
Dimmability
Color



HYR

The HYR zoomable spotlight series is a stylish and compact LED track and individual spotlight solution for a wide range of project applications. Ideal for museums, art, shops and corridors. Its adjustable lens mechanism is designed to offer stepless settings from 11° to 50° FWHM. The lamp head can be swiveled precisely, and rotated horizontally and vertically. Light is emitted exactly where it is needed. Choose between two color temperatures with color rendering Ra >90, 2700K, 3000K. Lighting system consists of a light and control gear unit with a plug-in connection.

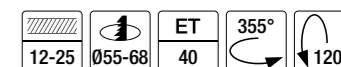
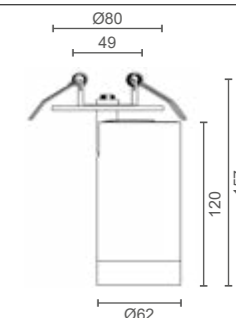


HYR SEMI RECESSED

LED POWER	10W	
SYSTEM POWER	12W	
CRI	>90	
CCT	2700K	3000K
• Reference values measured without honeycomb	 11° 680lm	 11° 756lm
	 50° 732lm	 50° 813lm

HYR SEMI-RECESSED SPOTLIGHT ADJUSTABLE

Z1035-HYR-AB



Item number	System Power	Ø	H	SDCM	CCT	CRI	Lumen Output	FWHM°	color
Z1035-HYR-AB0100900027ZOD-WM	12W	62	120	≤ 3	2700	>90	732lm	11-50° Zoom	white matt
Z1035-HYR-AB0100900030ZOD-WM	12W	62	120	≤ 3	3000	>90	813lm	11-50° Zoom	white matt
Z1035-HYR-AB0100900027ZOD-SWM	12W	62	120	≤ 3	2700	>90	732lm	11-50° Zoom	black matt
Z1035-HYR-AB0100900030ZOD-SWM	12W	62	120	≤ 3	3000	>90	813lm	11-50° Zoom	black matt

HYR HONEYCOMB


Z1035-HYR-COVER-62



INSTALLATION DEPTH FOR CEILING RECESS AT LEAST 80MM.



YouTube
Product video



NOG

NOG recessed spotlight, aluminum, swivels 25°, surface white or matt-black. RAL color choice options. Choose between two color temperatures with color rendering Ra >90, 2700K, 3000K.

Luminaire without control gear (order separately). The recessed design creates an almost invisible, completely glare-free and comfortable light source.

Developed for the hotel industry, restaurants, lobbies, corridors and projects that place strict demands on glare control, visual comfort and room atmosphere. Minimalist and reduced, NOG practices visual restraint (hidden to ceiling) and produces pleasant lighting accents. Available in beam angles of 20° and 26°.

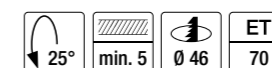
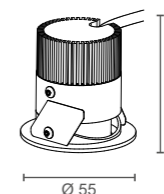


NOG RECESSED

LED POWER	6W	
SYSTEM POWER	8W	
CRI	>90	
CCT	2700K	3000K
	 20° 324lm	 20° 358lm
	 26° 233lm	 26° 251lm

NOG RECESSED TILTABLE 55MM

NOG-EA006



ITEM CONFIGURATION

IP PROTECTION

0 IP 20

COLOR RENDERING INDEX

90 CRI>90

COLOR TEMPERATURE/CCT

0027 2700K
0030 3000K

BEAM CHARACTERISTICS

20 FWHM 20°
26 FWHM 26°

DIMMABILITY

X without POWER SUPPLY
F without control gear (24 volts/CV)
(Dimming depends on the POWER SUPPLY)

COLOR OUTSIDE

WM white matt
SWM black matt

COLOR INSIDE

SWM black matt

SPECIAL

Color of your choice from the 2F color card

POWER SUPPLY ORDER SEPARATELY (P. 278-282)

DUE TO THE MINIATURED DESIGN OF THE SPOTLIGHT, THE CONTROL GEAR DOES NOT FIT THROUGH THE CEILING CUTOUT

FOR OPERATION WITH 24V, KSQ AND POWER SUPPLY REQUIRED.
FOR OPERATION WITH CONSTANT CURRENT CC POWER SUPPLY REQUIRED.

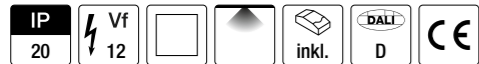
Order example:
NOG-EA006090002720X-WM-SWM

IP protection
Color rendering index
Color temperature
Radiation characteristics
Dimmability
Color outside
Color inside



NOG

NOG recessed spotlight, aluminum, swivels 30°, surface white or matt-black. RAL external color choice options. Choose between two color temperatures with color rendering Ra >90, 2700K, 3000K. Lighting system consists of a light and control gear unit with a plug-in connection. The recessed design creates an almost invisible, completely glare-free and comfortable light source. Developed for the hotel industry, restaurants, lobbies, corridors and projects that place strict demands on glare control, visual comfort and room atmosphere. Minimalist and reduced, NOG practices optical restraint (hidden to ceiling) and produces pleasant lighting accents. Available in beam angles of 18° and 23°.



NOG RECESSED

LED POWER	9W	
SYSTEM POWER	11W	
CRI	>90	
CCT	2700K	3000K

NOG RECESSED TILTABLE

NOG-EB009



ITEM CONFIGURATION

- IP PROTECTION**
0 IP 20
- COLOR RENDERING INDEX**
90 CRI>90
- COLOR TEMPERATURE/CCT**
0027 2700K
0030 3000K
- BEAM CHARACTERISTICS**
18 FWHM 18°
23 FWHM 23°
- DIMMABILITY**
D DALI dimmable
(other dimming variants on request)
- COLOR OUTSIDE**
WM white matt
SWM black matt
- COLOR INSIDE**
SWM black matt
- SPECIAL**
Color of your choice from the 2F color card



ROOMZ HOTEL
Wien

Order example:
NOG-EB009090002723D-WM-SWM

IP protection
Color rendering index
Color temperature
Radiation characteristics
Dimmability
Color outside
Color inside

Content

Recessed
Lights

Surface
Lights

Pendant
Light

Track
Railsystem

Profiles

LED
Stripes

LED
Lights

Outdoor
Lights

LED
Driver

Legend
Colors



SONNENMOOR
Anthering



EBGL

EBGL recessed spotlight, aluminum, surface white, black, chrome or brushed brass. RAL color choice options. Choose between two color temperatures with color rendering Ra >90, 2700K, 3000K. Light without control gear (order separately).

Three different optics, frosted glass, glass lens or anti-glare. Effective miniaturized spotlights for every special exhibit showcase.

Suitable for atmospheric cove and niche lighting, or inspired orientation lighting on stairs and in hallways. Available as standard in the beam angles 77° (ES02), 50° (ET02), 30° (EG02).



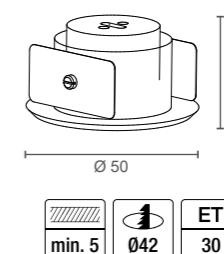
EBGL RECESSED

LED POWER	1-2W / 350 - 700mA oder 2W / 24V
SYSTEM POWER	4W
CRI	>90

CCT	2700K	3000K
EBGL-ES02		
EBGL-ET02		
EBGL-EG02		

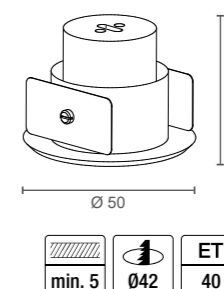
EBGL RECESSED FLAT SATIN FINISH

EBGL-ES002



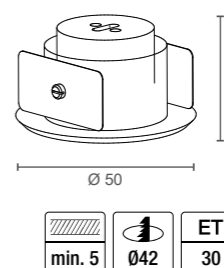
EBGL RECESSED GLARE-FREE

EBGL-ET002



EBGL RECESSED WITH GLASS LENS

EBGL-EG002



! POWER SUPPLY ORDER SEPARATELY (P. 278-282)

! DUE TO THE MINIATURED DESIGN OF THE SPOTLIGHT, THE CONTROL GEAR DOES NOT FIT THROUGH THE CEILING CUTOUT

! FOR OPERATION WITH 24V CV POWER SUPPLY REQUIRED. FOR OPERATION WITH CONSTANT CURRENT CC POWER SUPPLY REQUIRED.

ITEM CONFIGURATION

IP PROTECTION

0 IP 20

COLOR RENDERING INDEX

90 CRI>90

COLOR TEMPERATURE/CCT

0027 2700K
0030 3000K

BEAM CHARACTERISTICS

77 FWHM 77° (ES02)
50 FWHM 50° (ET02)
30 FWHM 30° (EG02)

DIMMABILITY

X without POWER SUPPLY
F without control gear (24 volts/CV)
(Dimming depends on the POWER SUPPLY)

COLOR

WM white matt
SWM black matt
WF white fine structure
SWF black fine structure
MG brushed brass
CR chrome glossy


SPECIAL

Color of your choice from the 2F color card

Order example:

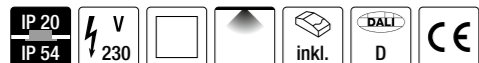
EBGL-ET002090002750X-SWF

IP protection
Color rendering index
Color temperature
Radiation characteristics
Dimmability
Color



MAN

MAN is a fully-adjustable recessed downlight for applications with optimal visual comfort to meet the highest demands. 2F MAN has a deep-seated reflector, which offers optimal glare control. 2F MAN is used in places such as restaurants, hotels, commercial and high-end apartments. Beam angle, surface and luminous flux can be optimally adjusted depending on the area of application.

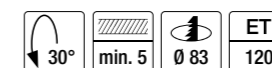
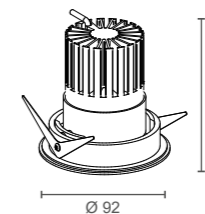


MAN RECESSED TILTABLE

LED POWER	15W		
SYSTEM POWER	18W		
CRI	>97		
CCT	2700K 	3000K 	4000K

MAN RECESSED SPOTLIGHT TILTABLE

MAN-EA015



ITEM CONFIGURATION

IP PROTECTION

0 IP 20

COLOR RENDERING INDEX

97 CRI>97

COLOR TEMPERATURE/CCT

0027 2700K
0030 3000K
0040 4000K

BEAM CHARACTERISTICS

24 FWTM 2x20° / FWHM 24°

DIMMABILITY

D DALI dimmable
(other dimming variants on request)

COLOR OUTSIDE

WM white matt

COLOR INSIDE

M74 brass look matt

SPECIAL

Color of your choice from the 2F color card

Order example:

MAN-EA015097002724D-WM-M74

IP protection
Color rendering index
Color temperature
Radiation characteristics
Dimmability
Color outside
Color inside

Content

Recessed
Lights

Surface
Lights

Pendant
Light

Track
Railsystem

Profiles

LED
Stripes


LED
Lights

Outdoor
Lights

LED
Driver

Legend
Colors



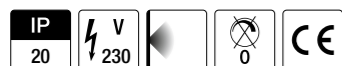


NOX

NOX is a high-quality and elegant LED night light with a built-in motion and brightness sensor. Material brass or aluminum, including cavity box with wall cutout 68mm.

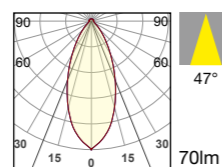
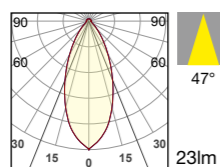
Ideal for use as a night light, under beds or boxes. The light has a motion detector, a detection range of around 6m, and a brightness sensor.

The follow-up time of 30-150sec, luminosity and brightness threshold can be adjusted with a button.



NOX NIGHT LIGHT

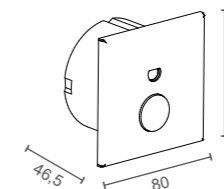
LED POWER	0,7W	2W
SYSTEM POWER	1W	3W
CRI	>90	
CCT	2700K	2700K



NOX NIGHT LIGHT

NOX-EC001

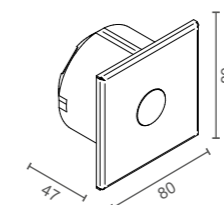
LED night light with PIR sensor 5m brightness sensor and rotary potentiometer for time setting min. 30 to max. 120 seconds



NOX NIGHT LIGHT

NOX-EG002

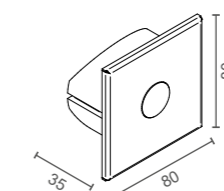
LED night light without PIR sensor



NOX NIGHT LIGHT

NOX-EH002

LED night light without PIR sensor



ITEM CONFIGURATION

IP PROTECTION

0 IP 20

COLOR RENDERING INDEX

90 CRI>90

COLOR TEMPERATURE/CCT

0027 2700K

BEAM CHARACTERISTICS

47 FWHM 47°

DIMMABILITY

N not dimmable
X not dimmable

COLOR

SWM black matt

SPECIAL

Color of your choice from the 2F color card

Order example:

NOX-EC001090002747N-SWM

IP protection
Color rendering index
Color temperature
Radiation characteristics
Dimmability
Color



Content

Recessed
Lights

Surface
Lights

Pendant
Light

Track
Railsystem

Profiles

LED
Stripes

LED
Lights

Outdoor
Lights

LED
Driver

Legend
Colors



FIN

FIN recessed wall lights, aluminum, surfaces white, black, brushed brass, shiny chrome, up to the RAL color of your choice. FIN2 is equipped as standard with a cavity box for a 68mm wall cutout. Choose between two color temperatures with color rendering Ra >90, 2700K, 3000K. Luminaires available for constant current or constant voltage power supply, order control gear separately. The small light windows highlight rooms discreetly and are attractive features in stairwells, hallways, restaurants, and all areas where subtle lighting is required for orientation and mood.

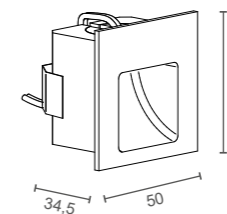


FIN RECESSED

LED POWER	1-2W 350-750mA oder 2W 24V	
SYSTEM POWER	4W	
CRI	>90	
CCT	2700K	3000K
FIN1-EA02	 87° 44lm	 87° 50lm
FIN2-EA02	 85° 77lm	 85° 80lm

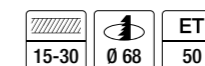
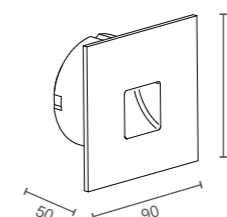
FIN1 RECESSED SQUARE

FIN1-EA002




FIN2 RECESSED SQUARE

FIN2-EA002



POWER SUPPLY (INSTALLED EXTERNALLY)
ORDER SEPARATELY (P. 278-282)



ITEM CONFIGURATION

IP PROTECTION

0 IP 20

COLOR RENDERING INDEX

90 CRI>90

COLOR TEMPERATURE/CCT

0027 2700K
0030 3000K

BEAM CHARACTERISTICS

87 FWHM 87° (FIN 1)
85 FWHM 85° (FIN 2)

DIMMABILITY

X without POWER SUPPLY
F without control gear (24 volts/CV)

COLOR INSIDE

WM white matt
SWM black matt

COLOR OUTSIDE

WM white matt
SWM black matt
WF white fine structure
SWF black fine structure
MG brushed brass
CR chrome glossy

SPECIAL

Color of your choice from the 2F color card

Order example:

FIN1-EA002097002787X-WM-WSM

IP protection
Color rendering index
Color temperature
Radiation characteristics
Dimmability
Color outside
Color inside



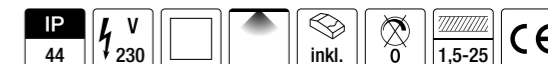
RECESSED SPOTLIGHT

Recessed spotlight series in die-cast aluminum, IP20 & 54, surface white or matt-black, finely structured powder-coating.

Color temperature 2700K & 3000K with color rendering Ra >90. Lighting system consists of a light and control gear unit with a plug-in connection. The recessed light source guarantees excellent glare control and visual comfort. The increased IP protection rating means it can be used wherever dust and moisture protection are required.

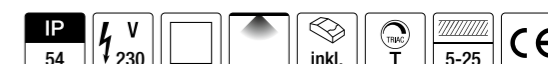
Bathrooms, wellness areas, terraces, wet rooms, hallways, lobbies and living rooms, classical or modern – just a few examples of the variety of possibilities.

FDD



Item number	System Power	Ø	H	DA Ø	ET	CCT	CRI	Lumen Output	FWHM	color
Z778-FDD-07490002724N-WF2	8W	56	50	50	65	2700	>90	550	24°	white
Z778-FDD-07490003024N-WF2						3000		572		fine structure
Z778-FDD-07490002724N-SWF	8W	56	50	50	65	2700	>90	550	24°	black
Z778-FDD-07490003024N-SWF						3000		572		fine structure

MIN



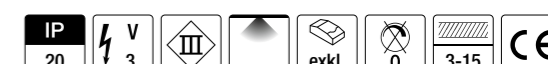
Item number	System Power	Ø	H	DA Ø	ET	CCT	CRI	Lumen Output	FWHM	color
Z778-MIN-04490002730T-WF2	4W	45	65	38	75	2700	>90	285	30°	white
Z778-MIN-04490003030T-WF2						3000		301		fine structure
Z778-MIN-04490002730T-SWF	4W	45	65	38	75	2700	>90	285	30°	black
Z778-MIN-04490003030T-SWF						3000		301		fine structure
Z778-MIN-04470000B30T-SWF	4W	45	65	38	75	LED blau	>70	150	30°	black
										fine structure

DEF



Item number	System Power	Ø	H	DA Ø	ET	CCT	CRI	Lumen Output	FWHM	color
Z778-DEF-12490002736T-WF2	12W	73	55	68	70	2700	>90	886	36°	white
Z778-DEF-12490003036T-WF2						3000		912		fine structure
Z778-DEF-12490002736T-SWF	12W	73	55	68	70	2700	>90	886	36°	black
Z778-DEF-12490003036T-SWF						3000		912		fine structure

FOD



Item number	System Power	Ø	H	DA Ø	ET	CCT	CRI	Lumen Output	FWHM	color
Z1002-FOD-01090002760X-WM	2W	25	15	20	3-15	2700	>90	58	60°	white
Z1002-FOD-01090003060X-WM						3000				matt
Z1002-FOD-01090002760X-SW	2W	25	15	20	3-15	2700	>90	58	60°	black
Z1002-FOD-01090003060X-SW						3000				matt



KAISERLODGE
Scheffau am Wilden Kaiser



FERIENANLAGE CENTRAL
Flachau

RECESSED SPOTLIGHT

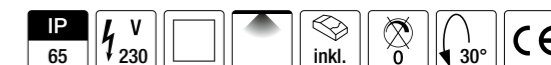
Recessed spotlight series in die-cast aluminum, IP20 & 54, surface white or matt-black, finely structured powder-coating.

Color temperature 2700K & 3000K with color rendering Ra >90. Lighting system consists of a light and control gear unit with a plug-in connection. The recessed light source guarantees excellent glare control and visual comfort. The increased IP protection rating means it can be used wherever dust and moisture protection are required.

Bathrooms, wellness areas, terraces, wet rooms, hallways, lobbies and living rooms, classical or modern – just a few examples of the variety of possibilities.

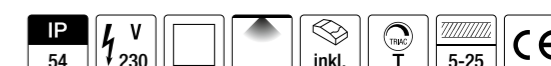


GINO



Item number	System Power	Ø	H	DA Ø	ET	CCT	CRI	Lumen Output	FWHM	color
Z237-GINO-116900027360-WF	11W	90	44	83	60	2700	>90	681	36	white matt fine structure
Z237-GINO-116900027360S-WF	11W	90	44	83	60	2700	>90	681	36	black matt fine structure

MIP



Item number	System Power	Ø	H	DA Ø	ET	CCT	CRI	Lumen Output	FWHM	color
Z778-MIP-10490002736T-WF	10W	85	60	75	50	2700	>90	576	36°	white
Z778-MIP-10490003036T-WF	10W	85	60	75	50	3000	>90	576	36°	white

Content

Recessed Lights

Surface Lights

Pendant Light

Track Railsystem

Profiles

LED Stripes

LED Lights

Outdoor Lights


LED Driver

Legend Colors



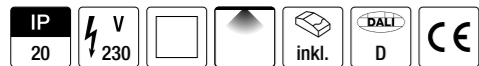
G
R
A
T
I
V
E

I
N
N
O
V
A
T
I
O
N



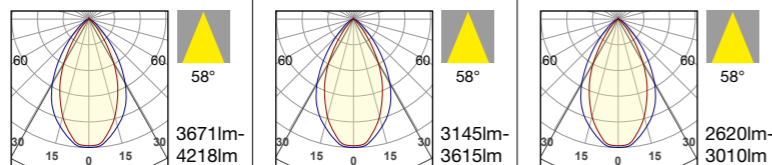
SLOT

SLOT is a luminaire characterized by immaculate longitudinal glare control. At first glance, it is impossible to identify the light source. A special linear lens with longitudinal faceting enables light to be emitted through a gap just 10mm wide. The ideal work task light also serves as a stylish luminaire in modern living spaces, and ideally complements our LEA-range of recessed luminaires. Bespoke lengths, surfaces, color temperatures and control units can be custom-produced for the project.



SLOT RECESSED LIGHT

LED POWER	48W	41W	34W
SYSTEM POWER	53W	46W	40W
CRI	>90		
CCT	2200K - 5000K		



SLOT RECESSED

SLOT-EA048




SLOT RECESSED

SLOT-EB041



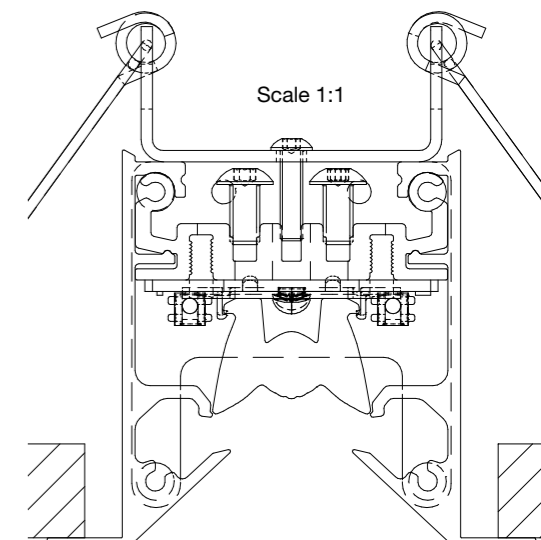
SLOT RECESSED

SLOT-EC034



ITEM CONFIGURATION

- IP PROTECTION**
0 IP 20
- COLOR RENDERING INDEX**
90 CRI>90
- COLOR TEMPERATURE/CCT**
2250 tunable white
- BEAM CHARACTERISTICS**
58 FWHM 58°
- DIMMABILITY**
D DALI dimmable (other dimming variants on request)
- COLOR OUTSIDE**
WM white matt
SWM black matt
- SPECIAL**
Color of your choice from the 2F color card



This product is subject to a pattern protection and is allowed in not by third parties in any way be used!

! ORDER POWER SUPPLY SEPARATELY. LEG-T0261-50W-2250-___MA

! POWER SUPPLY (INSTALLED EXTERNALLY)

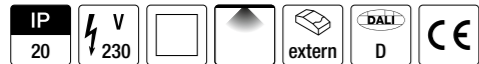
Order example: **SLOT-EA048090225058D-SWM**

IP protection
Color rendering index
Color temperature
Radiation characteristics
Dimmability
Color



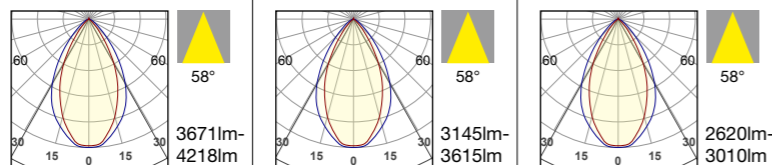
SLOT FRAMELESS

SLOT is a luminaire characterized by immaculate longitudinal glare control. At first glance, it is impossible to identify the light source. A special linear lens with longitudinal faceting enables light to be emitted through a gap just 10mm wide. The ideal work task light also serves as a stylish luminaire in modern living spaces, and ideally complements our LEA-range of recessed luminaires. Bespoke lengths, surfaces, color temperatures and control units can be custom-produced for the project. UGR= <19



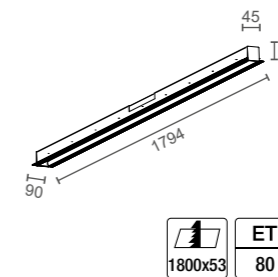
SLOT RECESSED LIGHT

LED POWER	48W	41W	34W
SYSTEM POWER	53W	46W	40W
CRI	>90		
CCT	2200K - 5000K		



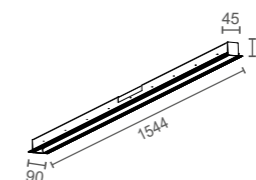
SLOT RECESSED FRAMELESS

SLOT-FA048



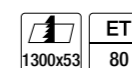
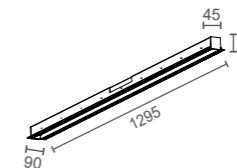
SLOT RECESSED FRAMELESS

SLOT-FB041



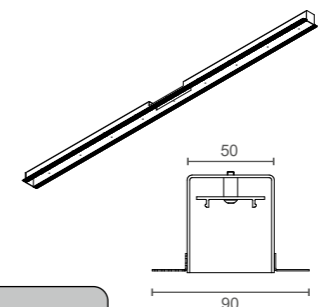
SLOT RECESSED FRAMELESS

SLOT-FC034



SLOT PLASTER BOX

SLOT-PLASTER-FA (l=1799)
SLOT-PLASTER-FB (l=1549)
SLOT-PLASTER-FC (l=1300)



ORDER POWER SUPPLY SEPARATELY.
LEG-T0261-50W-2250-___MA




POWER SUPPLY (INSTALLED EXTERNALLY)

ITEM CONFIGURATION

- IP PROTECTION: 0 IP 20
- COLOR RENDERING INDEX: 90 CRI>90
- COLOR TEMPERATURE/CCT: 2250 tunable white
- BEAM CHARACTERISTICS: 58 FWHM 58°
- DIMMABILITY: D DALI dimmable (other dimming variants on request)
- COLOR OUTSIDE: WM white matt, SWM black matt
- SPECIAL: Color of your choice from the 2F color card


Scale 1:1



This product is subject to a pattern protection and is allowed in not by third parties in any way be used!

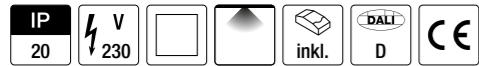
Order example: SLOT-FA048090225058D-SWM

IP protection
Color rendering index
Color temperature
Radiation characteristics
Dimmability
Color



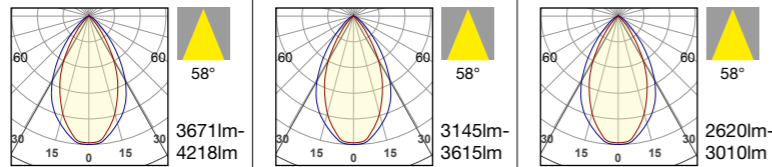
SLOT FLAT FRAMELESS

SLOT is a luminaire characterized by immaculate longitudinal glare control. At first glance, it is impossible to identify the light source. A special linear lens with longitudinal faceting enables light to be emitted through a gap just 10mm wide. The ideal work task light also serves as a stylish luminaire in modern living spaces, and ideally complements our LEA-range of recessed luminaires. Bespoke lengths, surfaces, color temperatures and control units can be custom-produced for the project. UGR= <22




SLOT RECESSED LIGHT

LED POWER	48W	41W	34W
SYSTEM POWER	53W	46W	40W
CRI	>90		
CCT	2200K - 5000K		




SLOT FLAT RECESSED FRAMELESS

SLOT-FD048



SLOT FLAT RECESSED FRAMELESS

SLOT-FE041



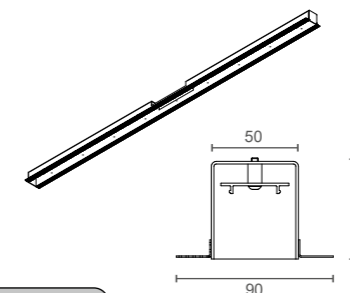
SLOT FLAT RECESSED FRAMELESS

SLOT-FF034



SLOT PLASTER BOX

SLOT-PLASTER-FD (l=1799)
SLOT-PLASTER-FE (l=1549)
SLOT-PLASTER-FF (l=1300)

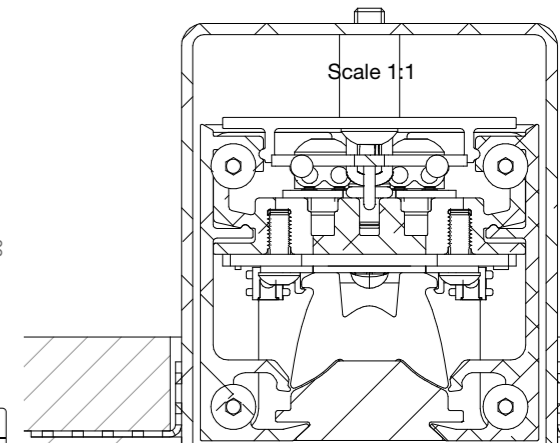


! ORDER POWER SUPPLY SEPARATELY. LEG-T0261-50W-2250-___MA

! POWER SUPPLY (INSTALLED EXTERNALLY)

ITEM CONFIGURATION

- IP PROTECTION**
0 IP 20
- COLOR RENDERING INDEX**
90 CRI>90
- COLOR TEMPERATURE/CCT**
2250 tunable white
- BEAM CHARACTERISTICS**
58 FWHM 58°
- DIMMABILITY**
D DALI dimmable (other dimming variants on request)
- COLOR**
WM white matt
SWM black matt
- SPECIAL**
Color of your choice from the 2F color card



This product is subject to a pattern protection and is allowed in not by third parties in any way be used!

Order example: **SLOT-FD048090225058D-SWM**

IP protection
Color rendering index
Color temperature
Radiation characteristics
Dimmability
Color



RON

RON surface mounted or pendant luminaires, aluminum, surface white or matt-black. RAL color choice options. The microfaceted, highly-efficient free-form surface reflector ensures homogeneous light distribution and perfect longitudinal glare reduction due to multiple over-irradiation and high-precision light control.

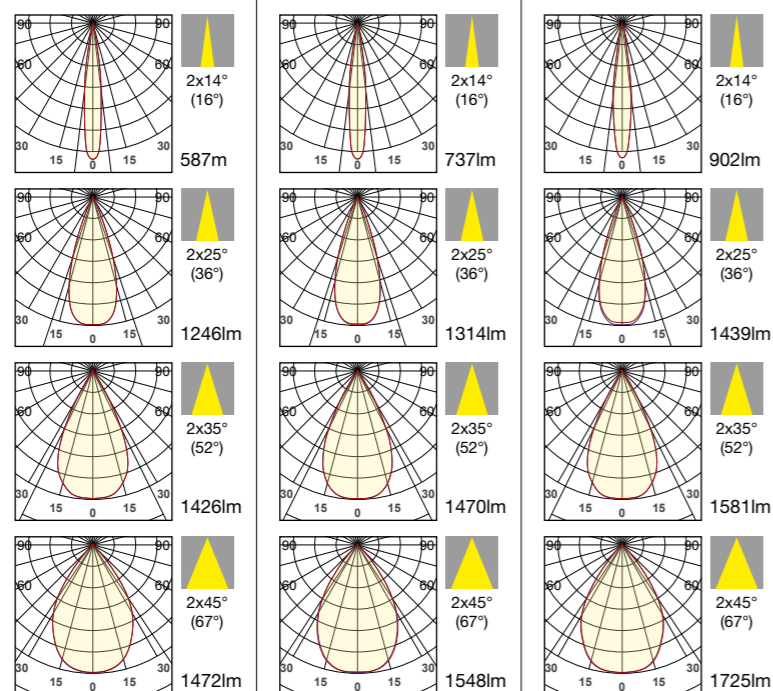
Choose from three color temperatures with color rendering $R_a > 90$, 2700K, 3000K, 4000K. Lighting system consists of a light and integrated control gear.

Developed for the high-end shop sector, hotels, restaurants and projects that place strict demands on lighting technology. Perfect for a variety of room heights, lobbies and hallways. Available in beam angles $2 \times 14^\circ$, $2 \times 25^\circ$, $2 \times 35^\circ$, $2 \times 45^\circ$.




RON SURFACE MOUNTED

LED POWER	15W
SYSTEM POWER	17W
CRI	>90
CCT	2700K 3000K 4000K



RON SURFACE MOUNTED

RON-AA015



RON SURFACE MOUNTED TILTABLE

RON-AK015



RON SURFACE MOUNTED SQUARE

RON-AN015



RON SURFACE MOUNTED ADJUSTABLE

RON-AB015



ITEM CONFIGURATION

IP PROTECTION

0 IP 20

COLOR RENDERING INDEX

90 CRI > 90

COLOR TEMPERATURE/CCT

0027 2700K
0030 3000K
0040 4000K

BEAM CHARACTERISTICS

16 FWTM $2 \times 14^\circ$ / FWHM 16°
36 FWTM $2 \times 25^\circ$ / FWHM 36°
52 FWTM $2 \times 35^\circ$ / FWHM 52°
67 FWTM $2 \times 45^\circ$ / FWHM 67°

DIMMABILITY

D DALI dimmable
(other dimming variants on request)

COLOR OUTSIDE

WM white matt
SWM black matt

COLOR INSIDE

WM white matt
SWM black matt

SPECIAL

Color of your choice from the 2F color card

Order example:

RON-AA015090002736D-WM-SWM

IP protection
Color rendering index
Color temperature
Radiation characteristics
Dimmability
Color outside
Color inside



Content

Recessed
Lights

Surface
Lights

Pendant
Light

Track
Railsystem

Profiles

LED
Stripes

LED
Lights

Outdoor
Lights

LED
Driver

Legend
Colors

SUURSTOFFI
Rotkreuz




RAY

RAY surface mounted luminaires, asymmetrical, 24-bulb, aluminium, surface white or matt black. RAL color choice options. The highly-efficient asymmetrical, microfaceted free-form surface reflector ensures optimized longitudinal glare control with excellent uniformity, as well as guaranteed freedom from glare from all luminaire viewing angles.

Choose between four color temperatures with color rendering Ra >90 at 2700K, 3000K, 4000K and Ra >80 for tunable white with dynamic color temperature change and constant luminaire luminous flux 2200-5000K. Lighting system consists of a light with integrated control gear unit.

Developed for wall washer lighting concepts in the hotel industry, in hallways and corridors, museums and galleries, as well as projects that place strict demands on lighting technology and visual comfort.



RAY SURFACE MOUNTED

LED POWER	36W			
SYSTEM POWER	47W			
CRI	>90	>90	>90	>80
CCT	2700K	3000K	4000K	2200K - 5000K
	 2721lm	 2836lm	 3593lm	 2661lm-3791lm


RAY SURFACE MOUNTED 24-LEDS FIXED

RAY-AA036



RAY SURFACE MOUNTED 24 LEDES TILTABLE

RAY-WA036



! DALI DT8 INTERFACE WITH TUNABLE WHITE REQUIRED (ON SITE).

ITEM CONFIGURATION

IP PROTECTION
 0 IP 20 (RAY AA)
 4 IP 44 (RAY WA)

COLOR RENDERING INDEX
 80 CRI>80
 90 CRI>90

COLOR TEMPERATURE/CCT
 0027 2700K
 0030 3000K
 0040 4000K
 2250 tunable white

BEAM CHARACTERISTICS
 01 asymmetrical

DIMMABILITY
 D DALI dimmable
 (other dimming variants on request)

COLOR
 WM white matt
 SWM black matt

SPECIAL
 Color of your choice from the 2F color card

Order example:
RAY-AA036 090002701D-SWM

IP protection
 Color rendering index
 Color temperature
 Radiation characteristics
 Dimmability
 Color



MIO

MIO surface mounted light, 2-bulb, aluminum, surface white or matt-black. RAL color choice options. The microfaceted free-form surface reflector designed by 2F Leuchten combines maximum efficiency with optimal longitudinal glare control and high-precision light control for absolutely homogeneous light distribution.

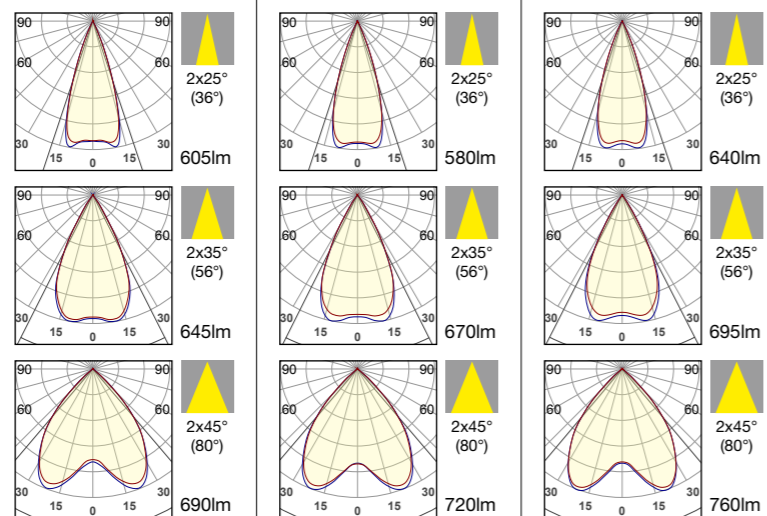
Choose from three color temperatures with color rendering $R_a > 90$, 2700K, 3000K, 4000K. Lighting system consists of a light and control gear unit with a plug-in connection. Developed for schools, company buildings and offices, retail, hotels and restaurants, as well as projects that place strict demands on architectural and special lighting technology.

The available beam angles $2 \times 25^\circ$, $2 \times 35^\circ$, $2 \times 45^\circ$ (batwing to meet the requirement for the largest possible luminaire spacing, as for general traffic areas).



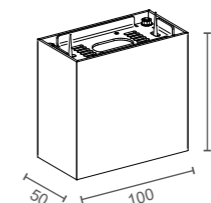
MIO SURFACE MOUNTED

LED POWER	6W
SYSTEM POWER	9W
CRI	>90
CCT	2700K



MIO SURFACE MOUNTED 2 LEDS

MIO-AF006



ITEM CONFIGURATION

IP PROTECTION

0 IP 20

COLOR RENDERING INDEX

90 CRI > 90

COLOR TEMPERATURE/CCT

0027 2700K
0030 3000K
0040 4000K

BEAM CHARACTERISTICS

36 FWTM $2 \times 25^\circ$ / FWHM 36°
56 FWTM $2 \times 35^\circ$ / FWHM 56°
80 FWTM $2 \times 45^\circ$ / FWHM 80°

DIMMABILITY

D DALI dimmable
(other dimming variants on request)

COLOR

WM white matt
SWM black matt

SPECIAL

Color of your choice from the 2F color card



TUNABLE WHITE AVAILABLE ON REQUEST

Order example:

MIO-AF006090002736D-SWM

IP protection
Color rendering index
Color temperature
Radiation characteristics
Dimmability
Color

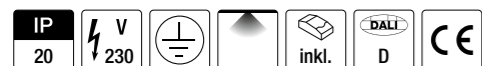


MIO

MIO surface mounted light, 4-bulb, aluminum, surface white or matt-black. RAL color choice options. The microfaceted free-form surface reflector, specially designed for 2F Leuchten, combines maximum efficiency with optimal longitudinal glare control, and high-precision light control for absolutely homogeneous light distribution.

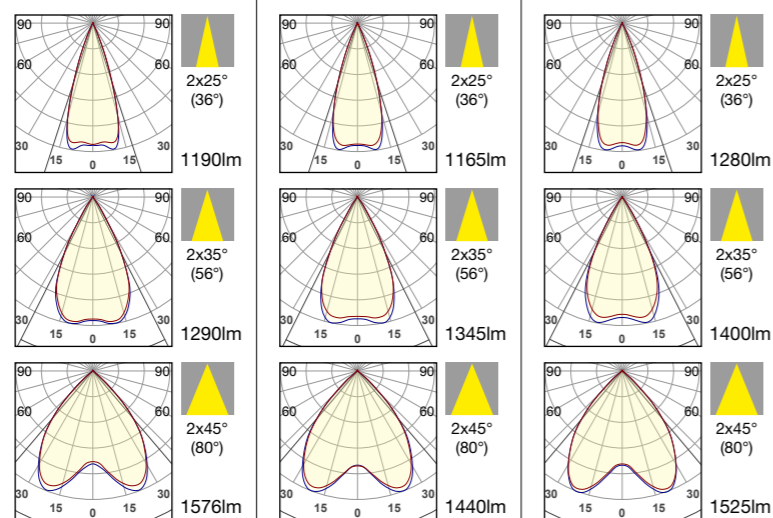
Choose from three color temperatures with color rendering $R_a > 90$, 2700K, 3000K, 4000K. Lighting system consists of a light and control gear unit with a plug-in connection.

Developed for schools, company buildings and offices, retail, hotels and restaurants, as well as projects that place strict demands on architectural and special lighting technology. The available beam angles $2 \times 25^\circ$, $2 \times 35^\circ$, $2 \times 45^\circ$ (batwing to meet the requirement for the largest possible luminaire spacing, as for general traffic areas).



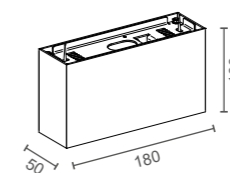

MIO SURFACE MOUNTED 4 LEDS

LED POWER	12W
SYSTEM POWER	16W
CRI	>90
CCT	2700K



MIO SURFACE MOUNTED 4 LEDS

MIO-AG012



ITEM CONFIGURATION

IP PROTECTION

0 IP 20

COLOR RENDERING INDEX

90 CRI > 90

COLOR TEMPERATURE/CCT

0027 2700K
0030 3000K
0040 4000K

BEAM CHARACTERISTICS

36 FWTM $2 \times 25^\circ$ / FWHM 36°
56 FWTM $2 \times 35^\circ$ / FWHM 56°
80 FWTM $2 \times 45^\circ$ / FWHM 80°

DIMMABILITY

D DALI dimmable
(other dimming variants on request)

COLOR

WM white matt
SWM black matt

SPECIAL

Color of your choice from the 2F color card



TUNABLE WHITE AVAILABLE ON REQUEST

Order example:

MIO-AG012090002736D-SWM

IP protection
Color rendering index
Color temperature
Radiation characteristics
Dimmability
Color

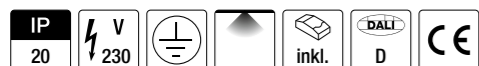


MIO

MIO surface mounted light, 4-bulb, aluminum, surface white or matt-black. RAL color choice options. The microfaceted free-form surface reflector, specially designed for 2F Leuchten, combines maximum efficiency with optimal longitudinal glare control, and high-precision light control for absolutely homogeneous light distribution.

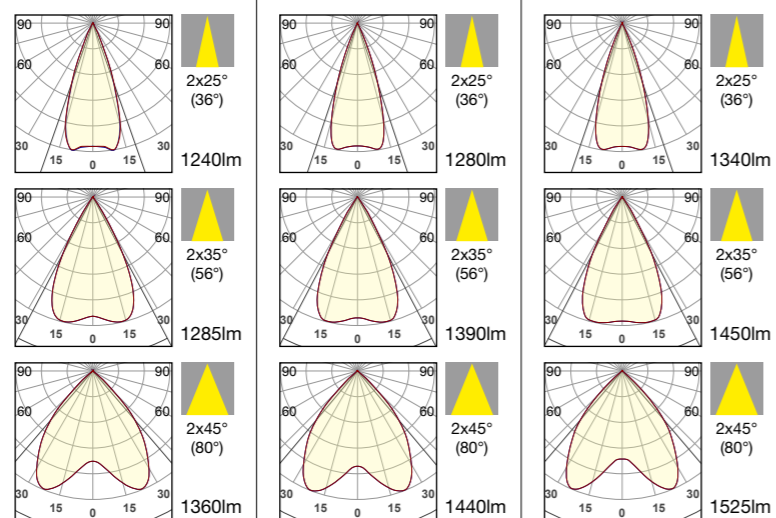
Choose from three color temperatures with color rendering $R_a > 90$, 2700K, 3000K, 4000K. Lighting system consists of a light and control gear unit with a plug-in connection.

Developed for schools, company buildings and offices, retail, hotels and restaurants, as well as projects that place strict demands on architectural and special lighting technology. The available beam angles $2 \times 25^\circ$, $2 \times 35^\circ$, $2 \times 45^\circ$ (batwing to meet the requirement for the largest possible luminaire spacing, as for general traffic areas).



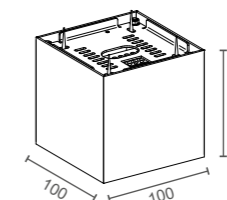
MIO SURFACE MOUNTED 4 LEDS

LED POWER	12W
SYSTEM POWER	16W
CRI	>90
CCT	2700K



MIO SURFACE MOUNTED 4 LEDS

MIO-AE012



ITEM CONFIGURATION

IP PROTECTION

0 IP 20

COLOR RENDERING INDEX

90 CRI>90

COLOR TEMPERATURE/CCT

0027 2700K
0030 3000K
0040 4000K

BEAM CHARACTERISTICS

36 FWTM $2 \times 25^\circ$ / FWHM 36°
56 FWTM $2 \times 35^\circ$ / FWHM 56°
80 FWTM $2 \times 45^\circ$ / FWHM 80°

DIMMABILITY

D DALI dimmable
(other dimming variants on request)

COLOR

WM white matt
SWM black matt

SPECIAL

Color of your choice from the 2F color card



TUNABLE WHITE AVAILABLE ON REQUEST

Order example:

MIO-AG012090002736D-SWM

IP protection
Color rendering index
Color temperature
Radiation characteristics
Dimmability
Color

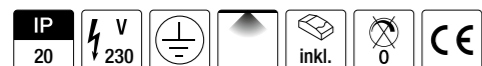


SURFACE LIGHTS

Surface mounted lights, die-cast aluminum, round or square, IP20, surface white or matt-black, finely structured powder-coating.

Color temperature 2700K with color rendering Ra >90. Luminaires with integrated control gear unit. Their simple shape and puristic design enable these surface mounted lights to blend discreetly into any building architecture. The increased IP protection rating means it can be used wherever dust and moisture protection are required.

Bathrooms, wellness areas, terraces, wet rooms, hallways, lobbies and living rooms, classical or modern – just a few examples of the variety of possibilities. Available with a beam angle of 45°.



ALBA



BELA



item number	System Power	Ø	B	H	CCT	CRI	Lumen Output	FWHM°	Farbe
Z237-ALBA-11490002745N-WF	11W	80	-	95	2700	>90	731	45°	white matt fine structure
Z237-ALBA-11490002745N-SWF	11W	80	-	95	2700	>90	731	45°	black matt fine structure
Z237-BELA-14490002745D-WF	14W	125	-	120	2700	>90	1209	45°	white matt fine structure
Z237-BELA-14490002745D-SWF	14W	125	-	120	2700	>90	1209	45°	black matt fine structure



CAIO



DANA




item number	System Power	L	B	H	CCT	CRI	Lumen Output	FWHM°	color
Z237-CAIO-11490002745N-WF	11W	80	80	95	2700	>90	809	45°	white matt fine structure
Z237-CAIO-11490002745N-SWF	11W	80	80	95	2700	>90	809	45°	black matt fine structure
Z237-DANA-14490002745D-WF	14W	120	120	120	2700	>90	1170	45°	white matt fine structure
Z237-DANA-14490002745D-SWF	14W	120	120	120	2700	>90	1170	45°	black matt fine structure



SIG



item number	System Power	Ø	B	H	CCT	CRI	Lumen Output	FWHM°	color
Z778-SIG-09090002736T-WF2-SWM	9W	85	-	70	2700	>90	809	45°	white matt fine structure
Z778-SIG-09090002736T-SWF-SWM	11W	80	-	70	2700	>90	809	45°	black matt fine structure



BAYERWALDRESORT

Grainet



Content

Recessed
Lights

Surface
Lights

Pendant
Light

Track
Railsystem

Profiles

LED
Stripes

LED
Lights

Outdoor
Lights

LED
Driver

Legend
Colors



JAR

JAR surface mounted lights are suitable for ceiling or wall mounting. Housing aluminum matt-white. The hand-blown triplex glass diffuser (opal glass layer between two crystal glass layers) refracts the light several times and scatters it evenly. The high-end diffuser ensures homogeneous and glare-free light distribution with a direct/indirect component. Lighting system consists of a light with a 230V LED board. Choose from two color temperatures with color rendering $Ra > 90$, 3000K as well as two diameters: 285mm and 385mm. Easy to install using a bayonet lock. Timeless design enables this lamp to be used in hallways, stairwells, storage rooms, living areas and classic large-area lighting applications, regardless of room and building architecture.

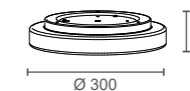


JAR SURFACE LIGHT

LED POWER	20W	30W		
SYSTEM POWER	21W	31W		
CRI	>80		>80	
CCT	2700K	3000K	2700K	3000K
	 1107lm	 1224lm	 1845lm	 2217lm

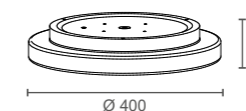
JAR DIRECT/INDIRECT

JAR-AA020



JAR DIRECT/INDIRECT

JAR-AA030



ITEM CONFIGURATION

IP PROTECTION

0 IP 20

COLOR RENDERING INDEX

90 CRI > 90

COLOR TEMPERATURE/CCT

0027 2700K
0030 3000K

BEAM CHARACTERISTICS

130 FWHM 130°

DIMMABILITY

N not dimmable

COLOR

WM white matt

Order example:

JAR-AA0200900030130N-WM

IP protection
Color rendering index
Color temperature
Radiation characteristics
Dimmability
Color




HOTEL SCHWEIZERHOF
Luzern



LIO

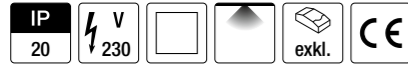
LIO is a modern surface mounted light, suitable for ceiling or wall mounting. Housing LIO-270 aluminum painted white, housing LIO-400 plastic white. The high-quality opal PC diffuser ensures homogeneous, direct light distribution. Lighting system consists of a light with an integrated control gear unit. Two power levels and two light colors can be freely selected using a dip switch. Applications range from corridors, stairwells, storage rooms and living areas, to classic large-area lighting.

Item number	Ø	H	color	watt (adjustable)	CCT (adjustable)	CRI	Lumen Output
Z741-LIO-240803040110NWS-V1	270	49	white	10	3000	>80	1200
				16			2100
				22	4000		2800
				10			1200
				16			2100
22	2800						
Z741-LIO-380803040110NWS	400	63	white	29	3000	>80	3000
				38			4200
				29	4000		3000
				38			4200



SLOT

SLOT is a luminaire characterized by immaculate longitudinal glare control. At first glance, it is impossible to identify the light source. A special linear lens with longitudinal faceting enables light to be emitted through a gap just 10mm wide. The ideal work task light also serves as a stylish luminaire in modern living spaces, and ideally complements our LEA-range of recessed luminaires. Bespoke lengths, surfaces, color temperatures and control units can be custom-produced for the project.



SLOT SURFACE MOUNTED

LED POWER	48W	41W	34W
SYSTEM POWER	53W	46W	40W
CRI	>90		
CCT	2200K - 5000K		

SLOT-AA SURFACE MOUNTED

SLOT-AA048



SLOT-AB SURFACE MOUNTED

SLOT-AB041



SLOT-AC SURFACE MOUNTED

SLOT-AC034



ITEM CONFIGURATION

IP PROTECTION

0 IP 20

COLOR RENDERING INDEX

90 CRI>90

COLOR TEMPERATURE/CCT

2250 tunable white

BEAM CHARACTERISTICS

58 FWHM 58°

DIMMABILITY

x without power supply
(other dimming variants on request)


COLOR OUTSIDE

WM white matt
SWM black matt

SPECIAL

Color of your choice from the 2F color card

Scale 1:1



This product is subject to a pattern protection and is allowed in not by third parties in any way be used!

ORDER POWER SUPPLY SEPARATELY.
LEG-T0261-50W-2250-___MA

POWER SUPPLY (INSTALLED EXTERNALLY)

Order example:

SLOT-AA048090225058D-SWM

IP protection
Color rendering index
Color temperature
Radiation characteristics
Dimmability
Color



SLOT

SLOT is a luminaire characterized by immaculate longitudinal glare control. At first glance, it is impossible to identify the light source. A special linear lens with longitudinal faceting enables light to be emitted through a gap just 10mm wide. The ideal work task light also serves as a stylish luminaire in modern living spaces, and ideally complements our LEA-range of recessed luminaires. Bespoke lengths, surfaces, color temperatures and control units can be custom-produced for the project.




SLOT SURFACE MOUNTED

LED POWER	48W	41W	34W
SYSTEM POWER	53W	46W	40W
CRI	>90		
CCT	2200K - 5000K		


SLOT-AD SURFACE MOUNTED

SLOT-AD048



SLOT-AE SURFACE MOUNTED

SLOT-AE041



SLOT-AF SURFACE MOUNTED

SLOT-AF034



ITEM CONFIGURATION

IP PROTECTION

0 IP 20

COLOR RENDERING INDEX

90 CRI>90

COLOR TEMPERATURE/CCT

2250 tunable white

BEAM CHARACTERISTICS

58 FWHM 58°

DIMMABILITY

D DALI dimmable
(other dimming variants on request)

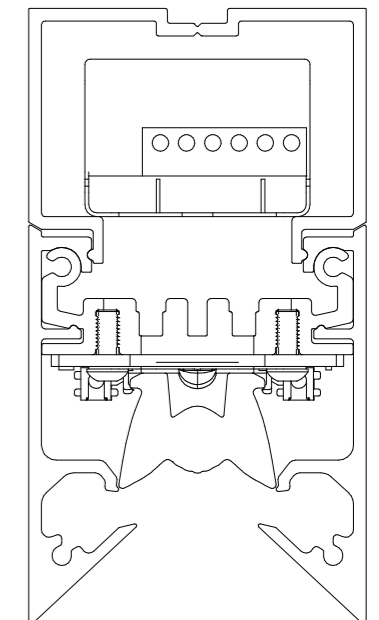
COLOR OUTSIDE

WM white matt
SWM black matt

SPECIAL

Color of your choice from the 2F color card

Scale 1:1



This product is subject to a pattern protection and is allowed in not by third parties in any way be used!

Order example:

SLOT-AE048090225058D-SWM

IP protection
Color rendering index
Color temperature
Radiation characteristics
Dimmability
Color



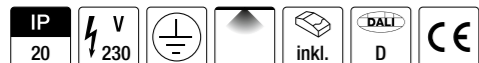
- Content
- Recessed Lights
- Surface Lights
- Pendant Light
- Track Railsystem
- Profiles
- LED Stripes
- LED Lights
- Outdoor Lights
- LED Driver
- Legend Colors



RON

RON pendant luminaires, aluminum surface white or matt-black. RAL color choice options. The microfaceted, highly-efficient free-form surface reflector ensures homogeneous light distribution and perfect longitudinal glare reduction due to multiple over-irradiation and high-precision light control. Choose from three color temperatures with color rendering Ra >90, 2700K, 3000K, 4000K. Lighting system consists of a light and an integrated control gear.

Developed for the high-end shop sector, hotels, restaurants and projects that place strict demands on lighting technology. Perfect for a variety of room heights, lobbies and hallways. Available in beam angles 2x14°, 2x25°, 2x35°, 2x45°.



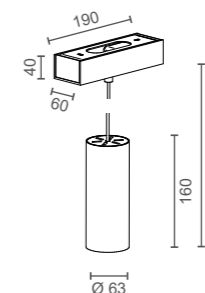
RON PENDANT LIGHT

LED LEISTUNG	15W
SYSTEMLEISTUNG	17W
CRI	>90

CCT	2700K	3000K	4000K
2x14° (16°)	 587lm	 737lm	 902lm
2x25° (36°)	 1246lm	 1314lm	 1439lm
2x35° (52°)	 1426lm	 1470lm	 1581lm
2x45° (67°)	 1472lm	 1548lm	 1725lm

RON PENDANT LIGHTS

RON-PA015



ITEM CONFIGURATION

IP PROTECTION

0 IP 20

COLOR RENDERING INDEX

90 CRI>90

COLOR TEMPERATURE/CCT

0027 2700K
0030 3000K
0040 4000K

BEAM CHARACTERISTICS

16 FWTM 2x14° / FWHM 16°
36 FWTM 2x25° / FWHM 36°
52 FWTM 2x35° / FWHM 52°
67 FWTM 2x45° / FWHM 67°

DIMMABILITY

D DALI dimmable
(other dimming variants on request)

COLOR OUTSIDE

WM white matt
SWM black matt

COLOR INSIDE

WM white matt
SWM black matt


SPECIAL

Color of your choice from the 2F color card

Order example:

RON-PA015 090 0027 36 D-WM-SWM

IP protection
Color rendering index
Color temperature
Radiation characteristics
Dimmability
Color outside
Color inside



LEA

LEA pendant light with ceiling mounting ring, aluminum, surface white or matt-black. RAL color choice options. Pendulum length 1500mm, cable braided with textile. Bartenbach's innovative patented LFO lens optics ensure a puristic design language.

The LFO lens focuses the light by reducing light emission to a minimum and concentrating it exclusively on the area to be illuminated. The recessed design creates an almost invisible, completely glare-free and comfortable high-efficiency light source.

Choose from three color temperatures with color rendering Ra >90, 2700K, 3000K, 4000K. Luminaire without control gear (order separately).

Developed for the hotel industry, catering industry and projects that place strict demands on lighting technology, visual comfort and room atmosphere. Available in beam angles 2x20° and 2x38°.

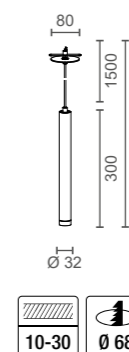


LEA PENDANT LAMP

LED POWER	8W		
SYSTEM POWER	11W		
CRI	>90		
CCT	2700K	3000K	4000K
	 2x20° (34°) 481lm	 2x20° (34°) 525lm	 2x20° (34°) 539lm
	 2x38° (46°) 549lm	 2x38° (46°) 602lm	 2x38° (46°) 661lm

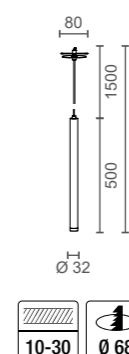
LEA PENDANT LIGHT 300

LEA-PA008



LEA PENDANT LIGHT 500

LEA-PB008



ITEM CONFIGURATION

IP PROTECTION

0 IP 20

COLOR RENDERING INDEX

90 CRI>90

COLOR TEMPERATURE/CCT

0027 2700K
0030 3000K
0040 4000K

BEAM CHARACTERISTICS

34 FWTM 2x20° / FWHM 34°
46 FWTM 2x38° / FWHM 46°

DIMMABILITY

X without POWER SUPPLY

COLOR

WM white matt
SWM black matt

SPECIAL

Color of your choice from the 2F color card



FOR OPERATION WITH 24V, KSQ AND CV POWER SUPPLY REQUIRED.
FOR OPERATION WITH CONSTANT CURRENT CC POWER SUPPLY REQUIRED.



POWER SUPPLY ORDER SEPARATELY (P. 278-282)

Order example:

LEA-PA008 090002734D-SWM

IP protection
Color rendering index
Color temperature
Radiation characteristics
Dimmability
Color

Content

Recessed
Lights

Surface
Lights

Pendant
Light

Track
Railsystem

Profiles

LED
Stripes

LED
Lights

Outdoor
Lights


LED
Driver

Legend
Colors



2F

L
E
U
C
H
T
E
N



SLOT

SLOT is a luminaire characterized by immaculate longitudinal glare control. At first glance, it is impossible to identify the light source.

A special linear lens with longitudinal faceting enables light to be emitted through a gap just 10mm wide. The ideal work task light also serves as a stylish luminaire in modern living spaces.

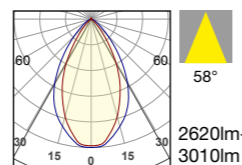
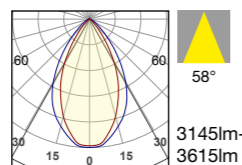
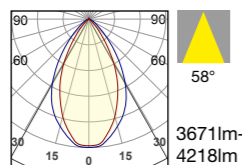
Ideally complements our LEA-range of recessed luminaires.

Bespoke lengths, surfaces, color temperatures and control units can be custom-produced for the project.



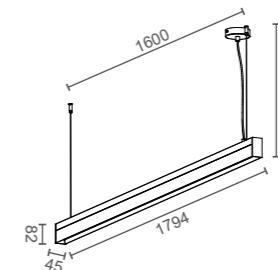
SLOT PENDANT LIGHT

LED POWER	48W	41W	34W	
SYSTEM POWER	53W	46W	40W	
CRI	>90			
CCT	2200K - 5000K			



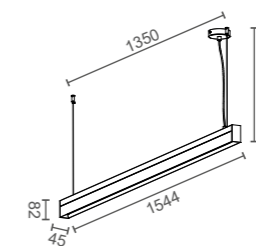
SLOT PENDANT LIGHT

SLOT-PA048



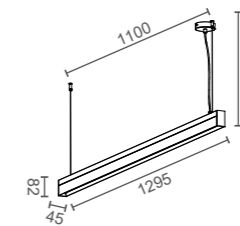
SLOT PENDANT LIGHT

SLOT-PB041



SLOT PENDANT LIGHT

SLOT-PC034



ITEM CONFIGURATION

IP PROTECTION

0 IP 20

COLOR RENDERING INDEX

90 CRI>90

COLOR TEMPERATURE/CCT

2250 tunable white

BEAM CHARACTERISTICS

58 FWHM 58°

DIMMABILITY

D DALI dimmable
(other dimming variants on request)

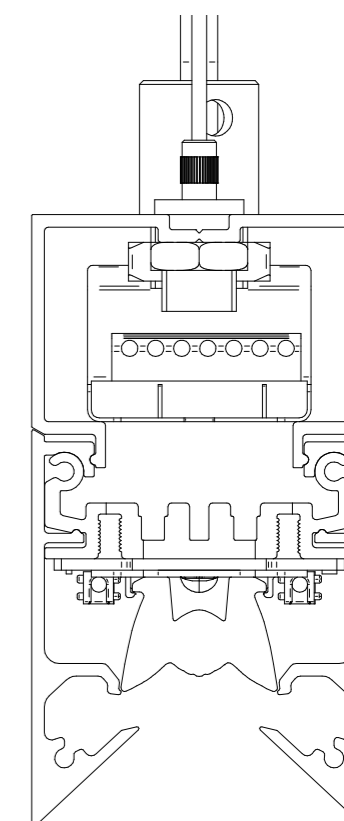
COLOR

WM white matt
SWM black matt

SPECIAL

Color of your choice from the 2F color card

Scale 1:1




This product is subject to a pattern protection and is allowed in not by third parties in any way be used!

Order example:

SLOT-PA048090225058D-SWM

IP protection
Color rendering index
Color temperature
Radiation characteristics
Dimmability
Color



SLOT

SLOT is a luminaire characterized by immaculate longitudinal glare control. At first glance, it is impossible to identify the light source.

A special linear lens with longitudinal faceting enables light to be emitted through a gap just 10mm wide. The ideal work task light also serves as a stylish luminaire in modern living spaces.

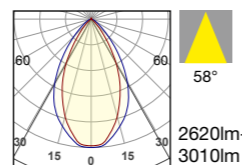
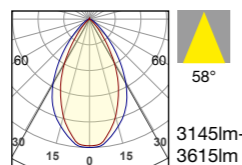
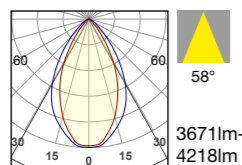
Ideally complements our LEA-range of recessed luminaires.

Bespoke lengths, surfaces, color temperatures and control units can be custom-produced for the project.



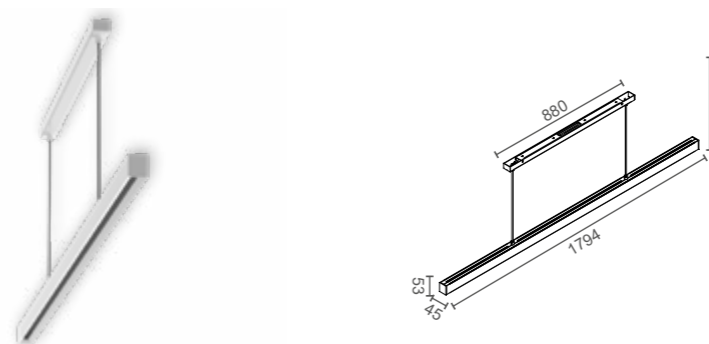
SLOT PENDANT LIGHT

LED POWER	48W	41W	34W
SYSTEM POWER	53W	46W	40W
CRI	>90		
CCT	2200K - 5000K		



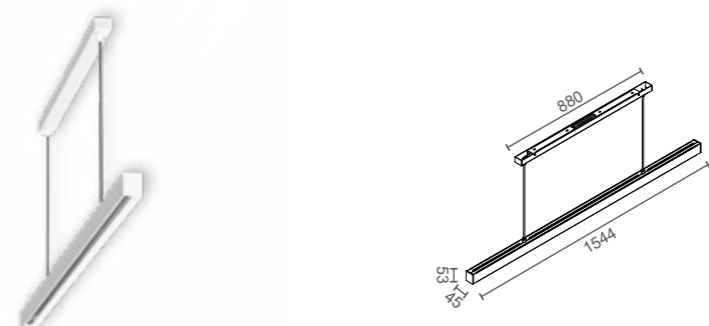
SLOT PENDANT LIGHT

SLOT-PD048



SLOT PENDANT LIGHT

SLOT-PE041



SLOT PENDANT LIGHT

SLOT-PF034



ITEM CONFIGURATION

IP PROTECTION

0 IP 20

COLOR RENDERING INDEX

90 CRI>90

COLOR TEMPERATURE/CCT

2250 tunable white

BEAM CHARACTERISTICS

58 FWHM 58°

DIMMABILITY

D DALI dimmable
(other dimming variants on request)

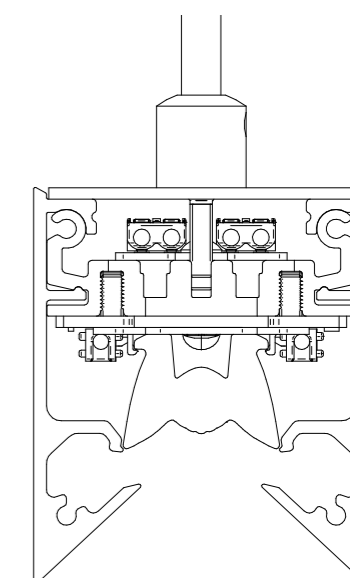
COLOR

WM white matt
SWM black matt

SPECIAL

Color of your choice from the 2F color card

Scale 1:1



This product is subject to a pattern protection and is allowed in not by third parties in any way be used!

Order example:

SLOT-PB048090225058D-SWM

IP protection
Color rendering index
Color temperature
Radiation characteristics
Dimmability
Color

Content

Recessed
Lights

Surface
Lights

Pendant
Light

Track
Railsystem

Profiles

LED
Stripes

LED
Lights

Outdoor
Lights

LED
Driver

Legend
Colors





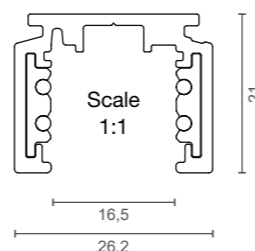
TRACK EVO - 48V

TRACK SUSPENSION PROFILE

The Multisystem Evo STANDARD RAIL is a LOW VOLTAGE (SELV) 4-wire class III rail. The supply voltage must be between 0 and 60 V DC and the supply current must not exceed 15A.

The four rail conductors can be used to provide two separate supplies, or one circuit for the supply and one for the DATA BUS.

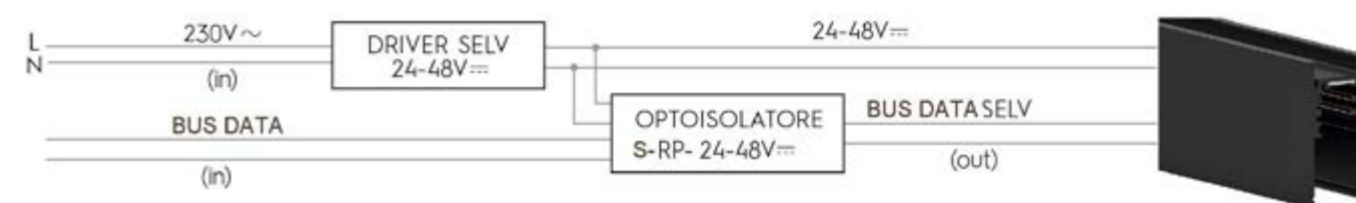
It is forbidden to use supply devices, drivers, DATA BUS systems and components not approved as SELV, and/or components with a U-OUT over 60V DC.



	Item number	Description	L	W	H	color
	Z647-9500-ST1-E-B-2000 Z647-9500-ST1-E-B-3000	profile	2000 3000	72	76	black fine structure
	Z647-9500-ST1-E-W-2000 Z647-9500-ST1-E-W-3000	profile	2000 3000	72	76	white fine structure
	Z647-S-9500-LE-B-3000 Z647-S-9500-LE-W-3000	cover	3000	18	5	black white
	Z647-S-9000-T	cutting tool	-	-	-	metal
	Z647-9504-ST1-B Z647-9504-ST1-B-F	metal end cap without hole metal end cap with hole	1,2	26	21	black
	Z647-9504-ST1-W Z647-9504-ST1-W-F	metal end cap without hole metal end cap with hole				white
	Z647-9504-ST1-P-B Z647-9504-ST1-P-B-F	end cap plastic without hole end cap plastic with hole	2,5	26	21	black
	Z647-9504-ST1-P-W2 Z647-9504-ST1-P-W2-F	end cap plastic without hole end cap plastic with hole				white
	Z647-ST1-E-SET-B-3000 Z647-ST1-E-SET-W-3000	suspension set	3000	-	-	black white


	Item number	Description	L	W	H	color
	Z647-ST1-E-SET-B-5000 Z647-ST1-E-SET-W-5000	suspension set	5000	-	-	black white
	Z647-9501-S-B-E Z647-9501-S-W-E	power feed-in	112	16	16	black white
	Z647-9503-S-B-E Z647-9503-S-W-E	linear connector power	105	16	16	black white
	Z647-9503-S-B-M-E Z647-9503-S-W-M-E	linear connector mechanically	105	16	16	black white
	Z647-9518-S-B-E Z647-9518-S-W-E	linear connector flexible	274	16	16	black white
	Z647-9511-B-E Z647-9511-W-E	connector 90°	105	105	16	black white
	Z647-9011-B Z647-9011-W	connector 90°	90	90	25	black white
	Z647-9012-B Z647-9012-W	connector 90°	90	90	25	black white
	Z647-9500-P-100E-B-C1-N Z647-9500-P-100E-W-C1-N	power supply box 1 connection	435	33	60	black white
	Z647-S-RP-24-48V	optocoupler / repeater	180	42	29	white

CIRCUIT DIAGRAM OPTOCOUPLER:



POWER SUPPLY BOX
ORDER SEPARATELY





RON - 48V

RON track spotlight with DALI adapter, aluminum, surface white or matt-black. RAL color choice options. The microfaceted, highly-efficient free-form surface reflector ensures homogeneous light distribution and perfect longitudinal glare reduction due to multiple over-irradiation and high-precision light control.

Choose from three color temperatures with color rendering Ra >90, 2700K, 3000K, 4000K. The microfaceted, highly-efficient free-form surface reflector ensures homogeneous light distribution and perfect longitudinal glare reduction due to multiple over-irradiation and high-precision light control.

Developed for the high-end shop sector, hotels, restaurants and projects that place strict demands on lighting technology. Perfect for a variety of room heights, lobbies and corridors. Available in beam angles 2x14°, 2x25°, 2x35°, 2x45°



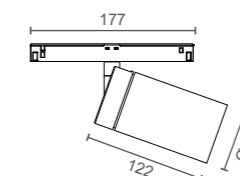
RON TRACK SPOTLIGHT 48V

LED POWER	15W
SYSTEM POWER	17W
CRI	>90

CCT	2700K	3000K	4000K
2x14° (16°)	587lm	737lm	902lm
2x25° (36°)	1246lm	1314lm	1439lm
2x35° (52°)	1426lm	1470lm	1581lm
2x45° (67°)	1472lm	1548lm	1725lm

RON TRACK SPOTLIGHT ADJUSTABLE

RON-SG015



ITEM CONFIGURATION

IP PROTECTION

0 IP 20

COLOR RENDERING INDEX

90 CRI>90

COLOR TEMPERATURE/CCT

0027 2700K
0030 3000K
0040 4000K

BEAM CHARACTERISTICS

16 FWTM 2x14° / FWHM 16°
36 FWTM 2x25° / FWHM 36°
52 FWTM 2x35° / FWHM 52°
67 FWTM 2x45° / FWHM 67°

DIMMABILITY

D DALI dimmable
(other dimming variants on request)

COLOR OUTSIDE

WM white matt
SWM black matt

COLOR INSIDE

WM white matt
SWM black matt

SPECIAL

Color of your choice from the 2F color card



Order example:

RON-SG015090002736D-WM-SWM

IP protection
Color rendering index
Color temperature
Radiation characteristics
Dimmability
Color outside
Color inside

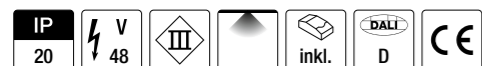


MIO - 48V

MIO track spotlight with DALI adapter, aluminum, surface white or matt-black. RAL color choice options. The microfaceted free-form surface reflector, specially designed for 2F Leuchten, combines maximum efficiency and optimal longitudinal glare control with high-precision light control for absolutely ho-mogeneous light distribution.

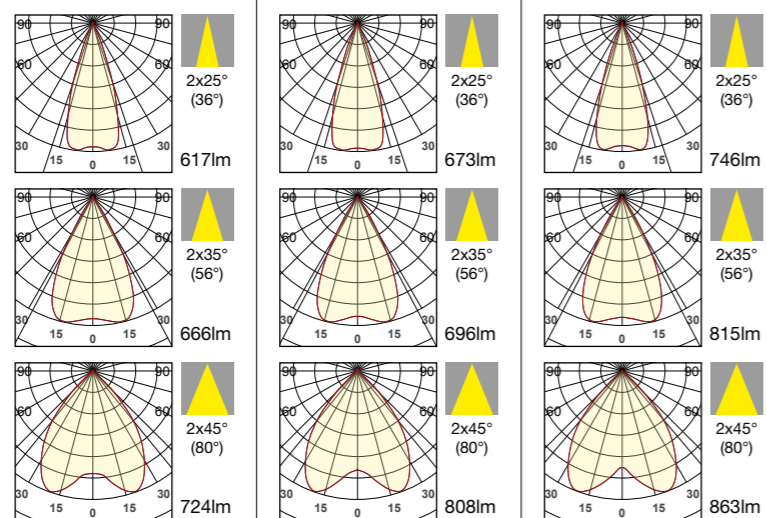
Choose from three color temperatures with color rendering Ra >90, 2700K, 3000K, 4000K. Lighting system consists of a light and rail adapter with integrated control gear.

Developed for schools, company buildings and offices, retail, hotels and restaurants, and projects that place strict demands on architectural and special lighting technology. The available beam angles 2x25°, 2x35°, 2x45° (batwing to meet the requirement for the largest possible luminaire spacing, as for general traffic areas).



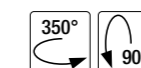
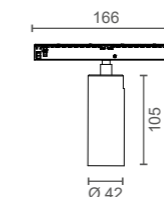
MIO TRACK SPOTLIGHT 48V

LED POWER	8W
SYSTEM POWER	11W
CRI	>90
CCT	2700K



MIO TRACK SPOTLIGHT ADJUSTABLE

MIO-SE008



ITEM CONFIGURATION

IP PROTECTION

0 IP 20

COLOR RENDERING INDEX

90 CRI>90

COLOR TEMPERATURE/CCT

0027 2700K
0030 3000K
0040 4000K

BEAM CHARACTERISTICS

36 FWTM 2x25° / FWHM 36°
56 FWTM 2x35° / FWHM 56°
80 FWTM 2x45° / FWHM 80°

DIMMABILITY

D DALI dimmable
(other dimming variants on request)

COLOR

WM white matt
SWM black matt

SPECIAL

Color of your choice from the 2F color card

Order example:

MIO-SE008090002736D-SWM

IP protection
Color rendering index
Color temperature
Radiation characteristics
Dimmability
Color



TUB - 48V

Track spotlight, aluminum, surface white or matt-black. RAL color choice options. The three possible beam angles are achieved with highly effective lenses. By using the lenses, a sharp cut-off of the beam angle is projected. An additional honeycomb grid can be used further limit glare.

Choose between three color temperatures with color rendering Ra >90, 2700K, 3000K, 4000K. Lighting system consists of a light and control gear unit with a plug-in connection. Developed for schools, company buildings and offices, retail, hotels and restaurants, and projects that place strict demands on architectural and special lighting technology.

The available beam angles 2x25°, 2x35°, 2x45° (batwing to meet the requirement for the largest possible luminaire spacing, as for general traffic areas).



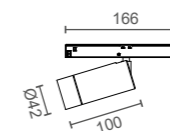
TUB TRACK SPOTLIGHT 48V

LED POWER	8W
SYSTEM POWER	11W
CRI	>90

CCT	2700K	3000K	4000K
• Reference values measured without honeycomb insert			
15°	868lm	880lm	928lm
38°	742lm	753lm	872lm
50°	723lm	795lm	745lm


TUB TRACK SPOTLIGHT ADJUSTABLE

TUB-SC008



HONEYCOMB

TUB-HONEYCOMB



ITEM CONFIGURATION

IP PROTECTION

0 IP 20

COLOR RENDERING INDEX

90 CRI>90

COLOR TEMPERATURE/CCT

0027 2700K
0030 3000K
0040 4000K

BEAM CHARACTERISTICS

15 FWHM 15°
38 FWHM 38°
50 FWHM 50°

DIMMABILITY

D DALI dimmable
(other dimming variants on request)

COLOR

WM white matt
SWM black matt

SPECIAL

Color of your choice from the 2F color card



STANDARD WITHOUT HONEYCOMB INSERT
PLEASE ORDER SEPARATELY

Order example:

TUB-SC008090002738D-SWM

IP protection
Color rendering index
Color temperature
Radiation characteristics
Dimmability
Color

Content

Recessed
Lights

Surface
Lights

Pendant
Light

Track
Railsystem

Profiles

LED
Stripes

LED
Lights

Outdoor
Lights

LED
Driver

Legend
Colors





LEA - 48V

LEA pendant light with ceiling mounting ring, aluminum, surface white or matt-black. RAL color choice options. Pendulum length 1500mm, cable braided with textile. Bartenbach's innovative patented LFO lens optics ensure a puristic design language.

The LFO lens focuses the light by reducing light emission to a minimum and concentrating it exclusively on the area to be illuminated. The recessed design creates an almost invisible, completely glare-free and comfortable high-efficiency light source.

Choose from three color temperatures with color rendering Ra >90, 2700K, 3000K, 4000K. Luminaire without control gear (order separately).

Developed for the hotel industry, catering industry and projects that place strict demands on lighting technology, visual comfort and room atmosphere. Available in beam angles 2x20° and 2x38°.

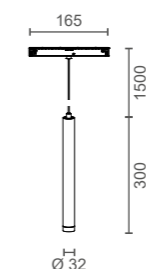


LEA TRACK SPOTLIGHT PENDANT LIGHT 48V

LED POWER	8W		
SYSTEM POWER	11W		
CRI	>90		
CCT	2700K 	3000K 	4000K

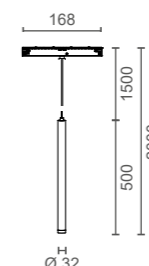
LEA PENDANT TRACK LIGHT 300

LEA-SC008



LEA PENDANT TRACK LIGHT 500

LEA-SD008



ITEM CONFIGURATION

IP PROTECTION

0 IP 20

COLOR RENDERING INDEX

90 CRI>90

COLOR TEMPERATURE/CCT

0027 2700K
0030 3000K
0040 4000K

BEAM CHARACTERISTICS

34 FWTM 2x20° / FWHM 34°
46 FWTM 2x38° / FWHM 46°

DIMMABILITY

D DALI dimmable
(other dimming variants on request)

COLOR

WM white matt
SWM black matt

SPECIAL

Color of your choice from the 2F color card



HYR - 48V

The HYR zoomable spotlight series is a stylish and compact LED track and individual spotlight solution for a wide range of project applications. Ideal for museums, art, shops and corridors. Its adjustable lens mechanism is designed to offer stepless settings from 11° to 50° FWHM. The lamp head can be swiveled precisely, and rotated horizontally and vertically, so light is emitted exactly where it is needed. Choose between two color temperatures with color rendering Ra >90, 2700K, 3000K.

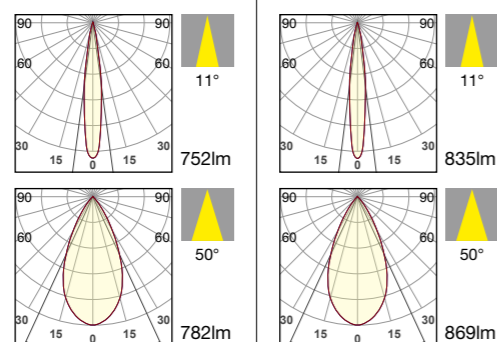


HYR TRACK SPOTLIGHT 48V

LED POWER	12W
SYSTEM POWER	14W
CRI	>90

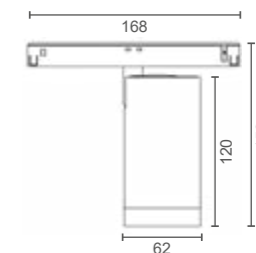
CCT	2700K	3000K
-----	-------	-------

• Reference values measured without honeycomb



HYR TRACK SPOTLIGHT ADJUSTABLE


Z1035-HYR-ST



Item number	System Power	Ø	H	SDCM	CCT	CRI	Lumen Output	FWHM°	color
Z1035-HYR-ST0120900027ZOD-SWM	12W	62	120	≤ 3	2700	>90	782lm	11-50° Zoom	black matt
Z1035-HYR-ST0120900030ZOD-SWM	12W	62	120	≤ 3	3000	>90	869lm	11-50° Zoom	black matt

HYR HONEYCOMB

Z1035-HYR-COVER-62




! STANDARD WITHOUT HONEYCOMB INSERT
PLEASE ORDER SEPARATELY





- Content
- Recessed Lights
- Surface Lights
- Pendant Light
- Track Railsystem
- Profiles
- LED Stripes
- LED Lights
- Outdoor Lights
- LED Driver
- Legend Colors

NATURHOTEL FORSTHOFGUT
Leogang

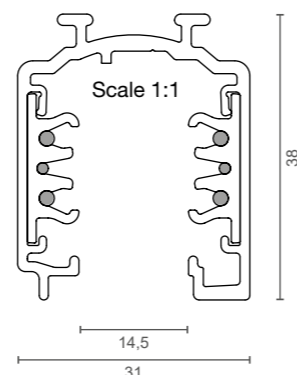


OTS - 230V - TRACK

TRACK SUSPENSION PROFILE

The OneTrack® system is a mixed three-phase system with two additional conductors for controlling a general data signal (e.g. DALI, DMX, ION, EIB, etc.). 6 CABLES STANDARD RAIL L1/L2/L3/N/ Earth 16A/440V + D+/D- 2x1A/50V FELV AC (DALI).

The system is certified according to DIN EN 60570 and may only be installed by qualified specialist personnel.



Picture	Item number	Description	Length	Width	Height	Farbe
	Z647-9000A-B-ST-2000 Z647-9000A-B-ST-3000	profile	2000 3000	38	31	black fine structure
	Z647-9000A-W-ST-2000 Z647-9000A-W-ST-3000		2000 3000			white fine structure
	Z647-S-9000-131-B Z647-S-9000-131-W	ceiling mount clip	40	24	13,5	black white
	Z647-S-9000-GP-B Z647-S-9000-GP-W	track cover	1000	26	10	black white
	Z647-9004-B Z647-9004-W	end cap	2	31	38	black white
	Z647-S-9000-322-SV-B Z647-S-9000-322-SV-W	track connector	180	26	10,5	black white
	Z647-9000-KIT8-3-B Z647-9000-KIT8-3-W	rope suspension set 3m rope	3000	-	-	black white
	Z647-9000-KIT8-5-B Z647-9000-KIT8-5-W	rope suspension set 5m rope	5000	-	-	black white
	Z647-S-9000-T	cutting tool	-	-	-	metall

Picture	Item number	Description	Length	Width	Height	Farbe
	Z647-S-9000-H-B Z647-S-9000-H-W	metal fastening hook load capacity 50N (5kg)	26	28	48	black white
	Z647-9001-B Z647-9001-W	power feed in left	95	31	38	black white
	Z647-9002-B Z647-9002-W	power feed in right				black white
	Z647-9010-B Z647-9010-W	power feed in middle	150	31	38	black white
	Z647-9003-B Z647-9003-W	track connector	115	25	33	black white
	Z647-9003-B-M Z647-9003-W-M	track connector mechanically	115	25	33	Rail connector mechanically
	Z647-9018-B Z647-9018-W	power connector flexible	265	25	25	black white
	Z647-9017-B Z647-9017-W	track connector Cross piece	148	148	25	black white
	Z647-9013-B Z647-9013-W	track connector T-piece	148	90	25	black white
	Z647-9014-B Z647-9014-W	track connector T-piece	148	90	25	black white
	Z647-9015-B Z647-9015-W	track connector T-piece	148	90	25	black white
	Z647-9016-B Z647-9016-W	track connector T-piece	148	90	25	black white



RON - 230V

RON track spotlight and pendant light with 3-phase rails Global Track pulse DALI adapter, aluminum, surface white or matt black. RAL color choice options. The microfaceted, highly-efficient free-form surface reflector ensures homogeneous light distribution and perfect longitudinal glare reduction due to multiple over-irradiation and high-precision light control.

Choose from three color temperatures with color rendering $R_a > 90$, 2700K, 3000K, 4000K. Lighting system consists of a light and rail adapter with integrated control gear.

Developed for the high-end shop sector, hotels, restaurants and projects that place strict demands on lighting technology. Perfect for a variety of room heights, lobbies and corridors. Available in beam angles $2 \times 14^\circ$, $2 \times 25^\circ$, $2 \times 35^\circ$, $2 \times 45^\circ$

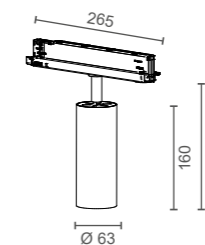


RON TRACK SPOTLIGHT / PENDANT LIGHT

LED POWER	15W
SYSTEM POWER	17W
CRI	>90

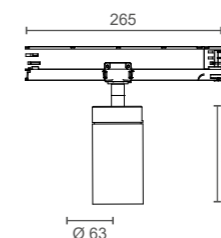
CCT	2700K	3000K	4000K

RON TRACK SPOTLIGHT ADJUSTABLE



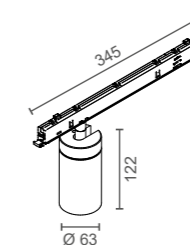
RON TRACK SPOTLIGHT ADJUSTABLE

RON-SF015



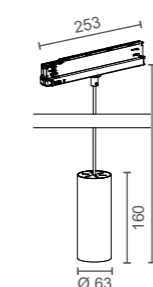
RON TRACK SPOTLIGHT ADJUSTABLE (FLUSH)

RON-SJ015



RON PENDANT TRACK LIGHT

RON-SB015



ITEM CONFIGURATION

IP PROTECTION

0 IP 20

COLOR RENDERING INDEX

90 CRI >90

COLOR TEMPERATURE/CCT

0027 2700K
0030 3000K
0040 4000K

BEAM CHARACTERISTICS

16 FWTM $2 \times 14^\circ$ / FWHM 16°
36 FWTM $2 \times 25^\circ$ / FWHM 36°
52 FWTM $2 \times 35^\circ$ / FWHM 52°
67 FWTM $2 \times 45^\circ$ / FWHM 67°

DIMMABILITY

C CASAMBI dimmbar
D DALI dimmable

COLOR OUTSIDE

WM white matt
SWM black matt

COLOR INSIDE

WM white matt
SWM black matt

SPECIAL

Color of your choice from the 2F color card

Order example:

RON-SB015090002736D-WM-SWM

IP protection
Color rendering index
Color temperature
Radiation characteristics
Dimmability
Color outside
Color inside



MIO - 230V

MIO track spotlight with DALI adapter, aluminum, surface white or matt black. RAL color choice options. The microfaceted free-form surface reflector, specially designed for 2F Leuchten, combines maximum efficiency and optimal longitudinal glare control with high-precision light control for absolutely ho-mogeneous light distribution. Choose between three different color temperatures with color rendering Ra >90, 2700K, 3000K, 4000K. Lighting system consists of a light and rail adapter with integrated control gear. Developed for schools, company buildings and offices, retail, hotels and restaurants, and projects that place strict demands on architecture and special lighting technology. The available beam angles 2x25°, 2x35°, 2x45° (batwing to meet the requirement for the largest possible luminaire spacing, as for general traffic areas).



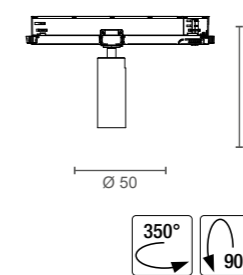
MIO TRACK SPOTLIGHT

LED POWER	8W
SYSTEM POWER	11W
CRI	>90

CCT	2700K	3000K	4000K
2x25° (36°)	617lm	673lm	746lm
2x35° (56°)	666lm	696lm	815lm
2x45° (80°)	724lm	808lm	863lm

MIO TRACK SPOTLIGHT ADJUSTABLE

MIO-SD008



ITEM CONFIGURATION

IP PROTECTION

0 IP 20

COLOR RENDERING INDEX

90 CRI>90

COLOR TEMPERATURE/CCT

0027 2700K
0030 3000K
0040 4000K

BEAM CHARACTERISTICS

36 FWTM 2x25° / FWHM 36°
56 FWTM 2x35° / FWHM 56°
80 FWTM 2x45° / FWHM 80°

DIMMABILITY

C CASAMBI dimmbar
D DALI dimmbar

COLOR

WM white matt
SWM black matt

SPECIAL

Color of your choice from the 2F color card

Order example:

MIO-SD008090002736D-SWM

IP protection
Color rendering index
Color temperature
Radiation characteristics
Dimmability
Color



Content

Recessed
Lights

Surface
Lights

Pendant
Light

Track
Railsystem

Profiles

LED
Stripes

LED
Lights

Outdoor
Lights

LED
Driver

Legend
Colors



TUB - 230V

Track spotlight, aluminum, surface white or matt-black. RAL color choice options. The three possible beam angles are achieved by highly effective lenses. The lenses create a sharp cut-off of the beam angle during projection. An additional honeycomb grid can be used to further limit glare. Choose between three color temperatures with color rendering Ra >90, 2700K, 3000K, 4000K. Lighting system consists of a light and control gear unit with a plug-in connection. Developed for schools, company buildings and offices, retail, hotels and restaurants, as well as projects that place strict demands on architecture and special lighting technology. The available beam angles 2x25°, 2x35°, 2x45° (batwing to meet the requirement for the largest possible luminaire spacing, as for general traffic areas).



TUB TRACK SPOTLIGHT

LED POWER	8W
SYSTEM POWER	11W
CRI	>90

CCT	2700K	3000K	4000K
• Reference values measured without honeycomb			
15°	 868lm	 880lm	 928lm
38°	 742lm	 753lm	 872lm
50°	 723lm	 795lm	 745lm

TUB TRACK SPOTLIGHT ADJUSTABLE

TUB-SB008



HONEYCOMB

TUB-HONEYCOMB



ITEM CONFIGURATION

IP PROTECTION

0 IP 20

COLOR RENDERING INDEX

90 CRI>90

COLOR TEMPERATURE/CCT

0027 2700K
 0030 3000K
 0040 4000K

BEAM CHARACTERISTICS

15 FWHM 15°
 38 FWHM 38°
 50 FWHM 50°

DIMMABILITY

C CASAMBI dimmable
 D DALI dimmable
 (other dimming variants on request)

COLOR

WM white matt
 SWM black matt

SPECIAL

Color of your choice from the 2F color card

STANDARD WITHOUT HONEYCOMB INSERT
 PLEASE ORDER SEPARATELY

Order example:
TUB-SB008090002738D-SWM

IP protection
 Color rendering index
 Color temperature
 Radiation characteristics
 Dimmability
 Color

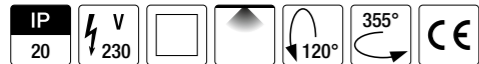


HYR - 230V

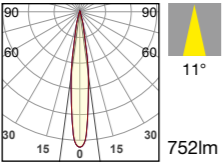
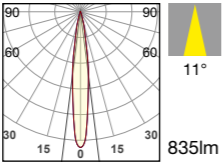
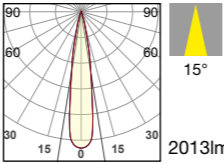
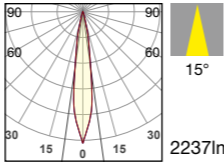
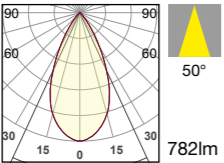
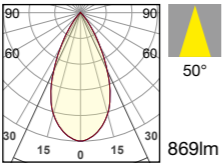
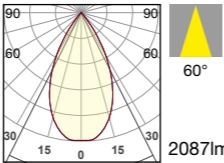
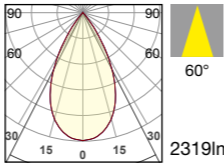
The HYR zoomable spotlight series is a stylish and compact LED track and single spotlight solution for a wide range of project applications. Ideal for museums, art, shops, corridors and aisles. Its adjustable lens mechanism is designed to offer stepless settings from 11° to 50° or 15°-60° FWHM.

The lamp head can be swiveled precisely, and rotated horizontally and vertically, so light is emitted exactly where it is needed.

Choose between two color temperatures with color rendering Ra >90, 2700K, 3000K.

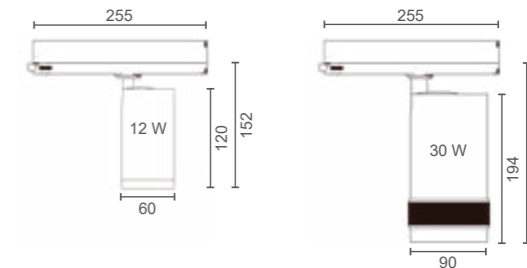


HYR TRACK SPOTLIGHT

LED POWER	12W	30W		
SYSTEM POWER	14W	33W		
CRI	>90	>90		
CCT	2700K	3000K		
• Reference values measured without honeycomb	 11° 752lm	 11° 835lm	 15° 2013lm	 15° 2237lm
	 50° 782lm	 50° 869lm	 60° 2087lm	 60° 2319lm

HYR TRACK SPOTLIGHT ADJUSTABLE DALI

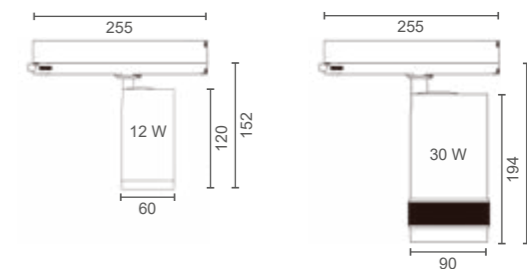
Z1035-HYR-



Item number	System Power	Ø	H	SDCM	CCT	CRI	Lumen Output	FWHM°	color
Z1035-HYR-SS0120900027ZOD-SWM	12W	62	120	≤ 3	2700	>90	720lm	15-50° Zoom	black matt
Z1035-HYR-SS0120900030ZOD-SWM	12W	62	120	≤ 3	3000	>90	810lm	15-50° Zoom	black matt
Z1035-HYR-SC0300900027ZOD-SWM	30W	90	183	≤ 3	2700	>90	2100lm	15-55° Zoom	black matt
Z1035-HYR-SC0300900030ZOD-SWM	30W	90	183	≤ 3	3000	>90	2250lm	15-55° Zoom	black matt

HYR TRACK SPOTLIGHT ADJUSTABLE CASAMBI

Z1035-HYR-



Item number	System Power	Ø	H	SDCM	CCT	CRI	Lumen Output	FWHM°	color
Z1035-HYR-SS0120900027ZOC-SWM	12W	62	120	≤ 3	2700	>90	736lm	11-50° Zoom	black matt
Z1035-HYR-SS0120900030ZOC-SWM	12W	62	120	≤ 3	3000	>90	828lm	11-50° Zoom	black matt
Z1035-HYR-SC0300900027ZOC-SWM	30W	90	183	≤ 3	2700	>90	2160lm	15-60° Zoom	black matt
Z1035-HYR-SC0300900030ZOC-SWM	30W	90	183	≤ 3	3000	>90	2430lm	15-60° Zoom	black matt


HONEYCOMB 12W

Z1035-HYR-COVER-62



HONEYCOMB 30W

Z1035-HYR-COVER-90



! STANDARD WITHOUT HONEYCOMB INSERT
PLEASE ORDER SEPARATELY



Content

Recessed Lights

Surface Lights

Pendant Light

Track Railsystem

Profiles

LED Stripes

LED Lights

Outdoor Lights

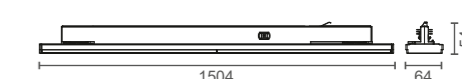
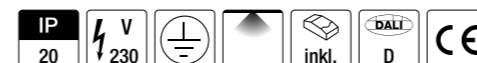
LED Driver

Legend Colors



LIT - 230V

LIT light panel DALI high-voltage track, suitable for 6-conductor track Eurostandard Plus (Stucchi). The basic power can be adjusted using the dip switch on the adapter. Selectable power levels: 41, 49, 48 and 66 W. The light is DALI dimmable. The driver is already installed in the adapter. Due to the ultra-thin design, the high lumen output and the dimmability, this light has a wide range of uses, such as offices, warehouses, corridors, shops, etc.



Item number	System Power	L	H	W	CCT	CRI	Lumen Output	FWHM°	Color
Z473-LIT-066090003060D-R015	41/49/58/66W	1504	54	64	3000	90	160lm / W	60°	white matt
Z473-LIT-066090004060D-R015	41/49/58/66W	1504	54	64	4000	90	160lm / W	60°	white matt

! POWER ADJUSTABLE ON ADAPTER VIA SWITCH
41 / 49 / 58 OR 66 WATTS

! FOR PROJECTS ON REQUEST
FWHM 30°, 90° OR 120°

INFO

OTS 230V

RON

MIO

TUB

HYR

LIT

TRUCK



- Content
- Recessed Lights
- Surface Lights
- Pendant Light
- Track Railsystem
- Profiles
- LED Stripes
- LED Lights
- Outdoor Lights
- LED Driver
- Legend Colors



TRUCK

TRUCK modular mounting rail system for shapable light strips, variable for ceiling or pendant mounting, aluminum profile, surface painted matt-white.

Truck is equipped with 12-pin through-wiring as standard for flexible and easy installation.

LED inserts DALI dimmable with an opal cover in two color temperatures 3000K and 4000K. LED insert with lens cover in 4000K. Low-maintenance and energy-efficient lighting solutions for a wide range of requirements: Underground car parks, production and logistics halls, workshops, sales and exhibition rooms.



LED INSERT LENS

Z473-TRUCK-T03A15L63SN-40K-60

LED insert for carrier rail with optical 60° lens, LED SMD2835, incl. Osram Dali Driver OT180

L x W x H	System Power	CRI	Beam angle	Lumen Output	CCT	Color
1437 x 64 x 29	58W	>80	60°	9450	4000K	white

LED INSERT

Z473-TRUCK-T03A15L63SN-30K-OP

LED insert for carrier rail, with opal cover, LED SMD2835, incl. Osram Dali Driver OT180

L x W x H	System Power	CRI	Beam angle	Lumen Output	CCT	Color
1437 x 64 x 36	63W	>80	120°	8200	3000K	white

LED INSERT

Z473-TRUCK-T03A15L63SN-40K-OP

LED insert for carrier rail, with opal cover, LED SMD2835, incl. Osram Dali Driver OT180

L x W x H	System Power	CRI	Beam angle	Lumen Output	CCT	Color
1437 x 64 x 36	63W	>80	120°	8500	4000K	white

TRACKPROFILE L=1437MM

Z473-TRUCK-T03B1512S

Support rail with connector and 12-pin Through wiring



Length	Width	Height	Color
1437	64	42	white

TRACKPROFILE L=2874MM

Z473-TRUCK-T03B3012S

Support track with connector and 12-pin Through wiring



Length	Width	Height	Color
2874	64	42	white

MAX. NUMBER OF LIGHTS PER FUSE

Circuit breaker	B10	B16	B20	C10	C16	C20
Number of lights	13	21	27	21	35	45

TRACK SYSTEM WITH 12-PIN THROUGH-WIRING



TRUCK - FEED FOR TRACK SYSTEM**Z473-TRUCK-DMA0013S**

Feed with 12-pin through-wiring for including screw connection PG13.5



Length	Width	Height	Color
401 / 255	64	61,5	white

TRUCK - FINAL FEED**Z473-TRUCK-DMA005MSS**

End feed for rail system with 12-pole through-wiring



Length	Width	Height	Color
320	64	61,5	white

TRUCK - END PIECE**Z473-TRUCK-DMA005SS**

Termination/end box



Length	Width	Height	Color
255	64	61,5	white

TRUCK - BLIND COVER**Z473-TRUCK-T03A15CAS**

Aluminum blind cover for rail



Length	Width	Height	Color
1437	64	19,5	white

TRUCK MODULE WITH CLAMP**Z473-TRUCK-T03A150SNS**


Module with terminal block for parking light installation assistance



Length	Width	Height	Color
1437	64	19,5	white

TRUCK - CEILING MOUNT**Z473-TRUCK-DMA001**


TAD ceiling mount
0.50mm spring steel



Length	Width	Height	Color
58	36	15	nickel polish

TRUCK SUSPENSION SET**Z473-TRUCK-DMA002**

Quick fastening set consisting of:
Ceiling and rail fastening + steel cable 2000mm



Length	Width	Height	Color
58	36	15	nickel polish

TRUCK - CABLE GLAND**Z473-TRUCK-DMA004**

PROFILE YOUR LIGHT

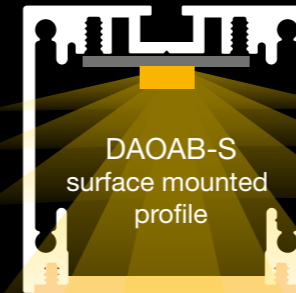
Indirect lighting producing pleasant, soft light is a popular solution. Invisible linear light strips can be used to create atmospheric moods that give the room a completely new dimension.

One of the most popular forms of indirect lighting or accent lighting with LED strips and LED profiles is cove lighting, in which a linear LED light source is placed on a suitable metallic base for perfect heat management, directly in an LED profile made of high-quality aluminum, in recesses provided for this purpose, or strips and other architectural elements are installed. The light is hidden in the cove, creating even and diffuse light. Linear LED profile systems have long justified their place in the world of lighting, and have become indispensable for lighting plans.

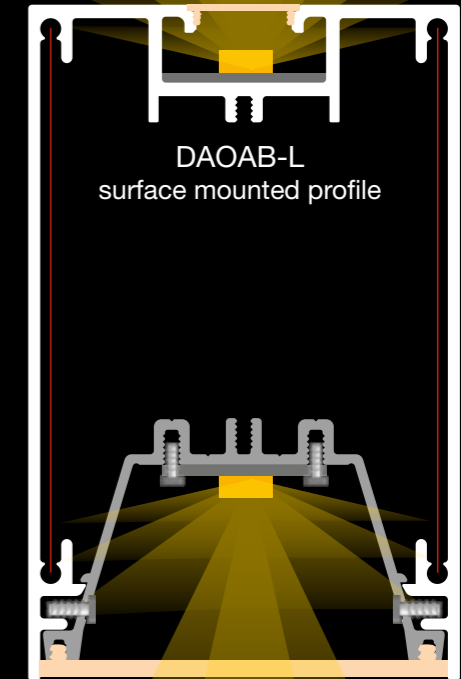
Geometric and clear shapes, straight lines and aesthetics are the message of these product lines.

Our miniaturized profiles can be used excellently for furniture installations, Use wardrobes, bed backlights, cove lighting, display cabinets and much more.

Our slightly larger LED profiles, whose design is still reduced to a functional minimum, are used in almost all lighting solutions. Light lines in hallways and corridors, seminar rooms, offices and work rooms, as a surface mounted or recessed version or suspended directly or directly/indirectly.



DAOAB-S
surface mounted
profile



DAOAB-L
surface mounted profile

YOUR LIGHT YOUR CHOICE

LOS
surface mounted
profile



LOL
surface mounted
profile



LKS
recessed
profile



LKL
recessed
profile



L45
surface
mounted



REGULOR
surface mounted
profile



GRACIL
surface mounted
profile



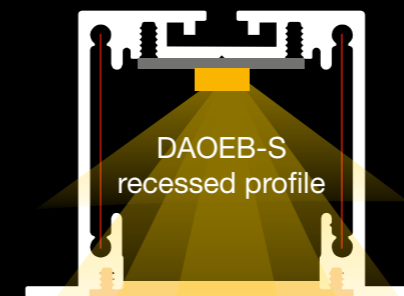
MEDIO LOW
surface mounted
profile



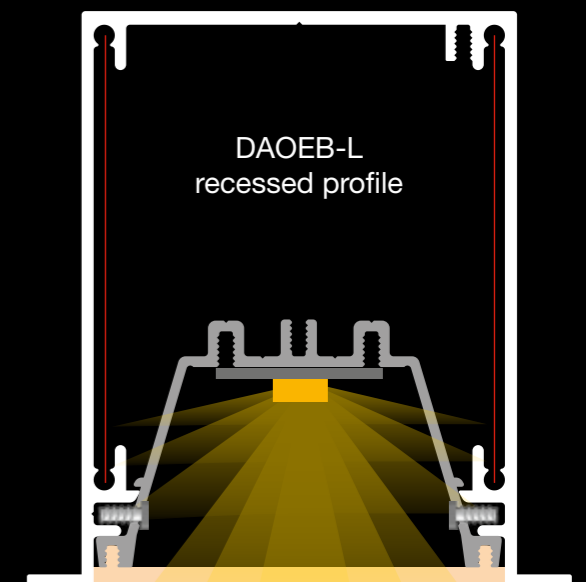
MEDIO HIGH
surface mounted
profile



ALTUM
surface mounted
profile



DAOEB-S
recessed profile



DAOEB-L
recessed profile

PROFILE OVERVIEW

Scale 1:1


- Content
- Recessed Lights
- Surface Lights
- Pendant Light
- Track Railsystem
- Profiles
- LED Stripes
- LED Lights
- Outdoor Lights
- LED Driver
- Legend Colors

- HOME
- LOS LOL
- LKS LKL
- L45
- REG
- Gracil
- MEDIO LOW
- MEDIO HIGH
- ALTUM
- DAOAB S
- DAOAB L
- DAOEB S
- DAOEB L

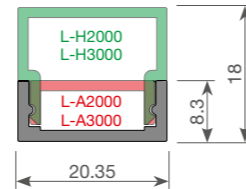
PROFILES & ACCESSORIES

EXKL. LED STRIPES

High-quality LED profiles for installation and construction, anodized aluminum (with customized powder coating on request), and accessories. Covers in transparent or opal polycarbonate. Mounting rail for easy installation. Matching LED strips with a detailed description in the chapter on LED strips.




LOS LED SURFACE MOUNTED PROFILE SMALL



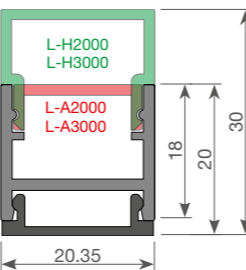
Item number	Description	L	W	H	Color
LOS-P2000AE	profil small	2000	20,35	8,3	anodized alu
LOS-P3000AE	profil small	3000	20,35	8,3	anodized alu
LOS-EK-8	end cap	4,5/1,5	20,35	8,3	lightgrey
LOS-EK-18	end cap high	4,5/1,5	20,35	18,3	lightgrey

• black and white available on request




LOL LED SURFACE MOUNTED PROFILE LARGE

ILLUSTRATION AND SKETCH INCLUDING MOUNTING RAIL (ORDER SEPARATELY).

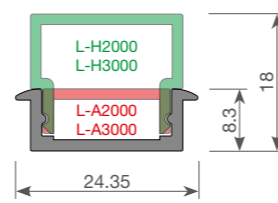


Item number	Description	L	W	H	Color
LOL-P2000AE	profil large	2000	20,35	20	anodized alu
LOL-P3000AE	profil large	3000	20,35	20	anodized alu
L-B2000PT	Mounting track	2000	20	5,5	polycarbonate
L-B3000PT	Mounting track	3000	20	5,5	polycarbonate
LOL-EK-18	end cap small - Mounting track	6/1,5	20,35	18	lightgrey
LOL-EK-20	end cap small + Mounting track	6/1,5	20,35	20	lightgrey
LOL-EK-28	end cap small - Mounting track	6/1,5	20,35	28	lightgrey
LOL-EK-30	end cap small + Mounting track	6/1,5	20,35	30	lightgrey

• black and white available on request




LKS LED RECESSED PROFILE SMALL



ET
22

Item number	Description	L	W	H	Color
LKS-P2000AE	profil small	2000	24,35	8,3	anodized alu
LKS-P3000AE	profil small	3000	24,35	8,3	anodized alu

• black and white available on request




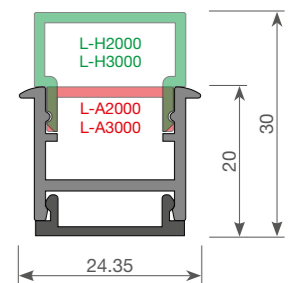
LKL LED RECESSED PROFILE LARGE

ABBILDUNG UND SKIZZE INKL. MONTAGESCHIENE (SEPARAT ORDERN)

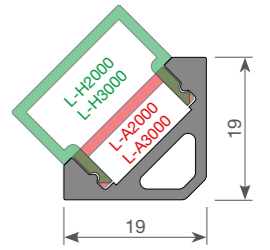
ET
22

Item number	Description	L	W	H	Color
LKL-P2000AE	profil large	2000	24,35	20	anodized alu
LKL-P3000AE	profil large	3000	24,35	20	anodized alu
L-B2000PT	mounting track	2000	20	5,5	polycarbonate tr.
L-B3000PT	mounting track	3000	20	5,5	polycarbonate tr.

• schwarz und weiss auf Anfrage verfügbar




L45 LED SURFACE MOUNTED PROFILE 45°

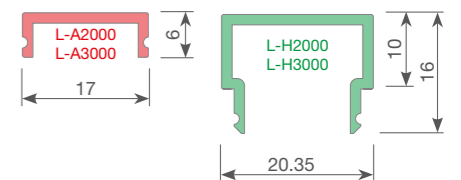


Item number	Description	L	W	H	Color
L45-P2000AE	profil	2000	19	19	anodized alu
L45-P3000AE	profil	3000	19	19	anodized alu
L45-EK-19	end cap	8/3	19	19	lightgrey
L45-EK-LG	end cap high	8/3	-	-	lightgrey
L45-BC	mounting clip	15	20	20	steel

• black and white on request



COVERS



Item number	Description	L	W	H	Color
L-A2000PO	cover	2000	17	6	polycarbonate opal matt
L-A3000PO	cover	3000	17	6	polycarbonate opal matt
L-A2000PT	cover	2000	17	6	polycarbonate transparent
L-A3000PT	cover	3000	17	6	polycarbonate transparent
L-H2000PO	cover	2000	20,35	10/16	polycarbonate opal matt
L-H3000PO	cover	3000	20,35	10/16	polycarbonate opal matt

ORDER SUITABLE LED STRIPS SEPARATELY
LEDLINE IP20 (P. 248-249)
LEDLINE IP67 (ONLY FOR LKL U. LOL) (P. 250)
LEDCOB IP20 (P. 254-255)

POWER SUPPLY
ORDER SEPARATELY (P. 278-282)



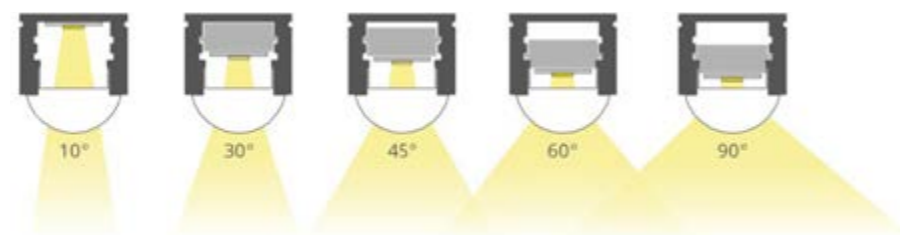
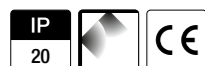
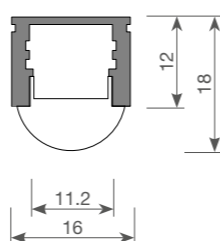







REGULATOR

LED SURFACE MOUNTED PROFILE

High-quality LED surface mounted profile, anodized aluminum (with customized powder coating on request), and accessories. Adjustable LED insert for configuring the beam angle of 10°, 30°, 45°, 60° and 90°. Easy to install by snapping the LED profile in and out using mounting clips.

Scale 1:1



	Item number	Description	Length	Width	Height	Color
	REG-P2000AE REG-P3000AE	profile	2000 3000	16	12	anodized aluminum
	REG-A2000-S REG-A3000-S	profile cover 75% light transmission	2000 3000	14,5	6	transparent satin
	REG-A2000-C REG-A3000-C	profile cover 80% light transmission	2000 3000	14,5	6	clear
	REG-EK	end cap without hole	10	16	18	grey
	REG-EK-LOCH	end cap with hole	10	16	18	grey
	REG-CLIP	fastening clip	20	17	7,5	silver



FLATBAR FOR THE BEAM ANGLE MUST BE INSERTED BEFORE ASSEMBLY!



ORDER SUITABLE LED STRIPS SEPARATELY
LEDLINE IP20 (P. 248-249)
LEDCOB IP20 (P. 254-255)



POWER SUPPLY
ORDER SEPARATELY (P. 254-259)

PDF
assembly instructions





Content

Recessed
Lights

Surface
Lights

Pendant
Light

Track
Railsystem

Profiles

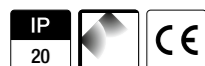
LED
Stripes

LED
Lights

Outdoor
Lights

LED
Driver


Legend
Colors



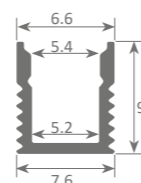
GRACIL



LED SURFACE MOUNTED PROFILE


High-quality LED surface mounted profile, anodized aluminum (with customized powder coating on request), and accessories. The frosted polycarbonate cover, together with the 7W LED strip with a particularly small PCB width, ensures homogeneous light distribution. Our smallest available profile is ideal for lighting solutions with limited installation space, or when the light line should appear almost invisible.








Scale 2:1



Picture	Item number	Description	Length	Width	Height	Color
	Z708-GRACIL-PROF-1000-AE Z708-GRACIL-PROF-2000-AE Z708-GRACIL-PROF-3000-AE	profile	1000 2000 3000	7,6	9	anodized aluminum
	Z708-GRACIL-PROF-1000-SE Z708-GRACIL-PROF-2000-SE Z708-GRACIL-PROF-3000-SE	profile	1000 2000 3000	7,6	9	black anodized

 ORDER SUITABLE LED STRIPS SEPARATELY
LEDLINE IP20 (P. 248-249)
LEDCOB IP20 (P. 254-255)

 POWER SUPPLY
ORDER SEPARATELY (P. 278-282)

Picture	Item number	Description	Length	Width	Height	Color
	Z708-GRACIL-ENDKAPPE-WS Z708-GRACIL-ENDKAPPE-SW	end cap without hole	5,0/2	7,6	9	white black
	Z708-GRACIL-ENDKAPPE-LOCH-WS Z708-GRACIL-ENDKAPPE-LOCH-SW	end cap with hole	5,0/2	7,6	9	white black
	Z708-GRACIL-CLIP-CR	fastening clip	14	9	7	chrom
	Z708-GRACIL-COVER-1000-PF Z708-GRACIL-COVER-2000-PF Z708-GRACIL-COVER-3000-PF	cover light transmittance 75%	1000 2000 3000	7	4	polycarbonate frosted

HOME

LOS
LOLLKS
LKL

L45

REG

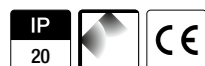
Gracil

MEDIO
LOWMEDIO
HIGH

ALTUM

DAOAB
SDAOAB
LDAOEB
SDAOEB
L

THE ARULA CHALETs
Oberlech am Arlberg

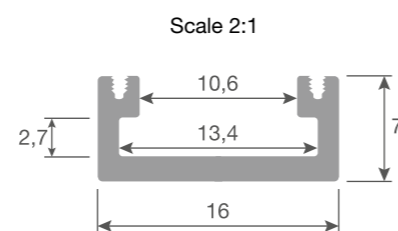




MEDIO LOW


LED SURFACE MOUNTED PROFILE


High-quality LED surface mounted profile, anodized aluminum (with customized powder coating on request), and accessories. Various covers are available in transparent, opal matt or frosted polycarbonate finishes, offering different levels of light transmission and can be used according to light planning needs.







The matching LED strips and opal matt cover combine to produce homogeneous light distribution. Transparent covers provide more light. This profile only has a minimal height, so it's ideal for lighting solutions with limited installation space.



Picture	Item number	Description	Length	Width	Height	Color
	Z708-MEDIOL-PROF-2000-AE Z708-MEDIOL-PROF-3000-AE	profile	2000 3000	16	7	alu anodized
	Z708-MEDIOL-PROF-2000-SE Z708-MEDIOL-PROF-3000-SE	profile	2000 3000	16	7	black anodized

 ORDER SUITABLE LED STRIPS SEPARATELY
LEDLINE IP20 (P. 248-249)
LEDCOB IP20 (P. 254-255)

 POWER SUPPLY
ORDER SEPARATELY (P. 278-282)

Picture	Item number	Description	Length	Width	Height	Color
	Z708-MEDIOL-ENDKAPPE-GR Z708-MEDIOL-ENDKAPPE-SW	end cap without hole	9,5/2	16	8	grey black
	Z708-MEDIOL-ENDKAPPE-LOCH-GR Z708-MEDIOL-ENDKAPPE-LOCH-SW	end cap with hole	9,5/2	16	8	grey black
	Z708-MEDIOL-CLIP-CR Z708-MEDIOL-CLIP-SWOX	fastening clip	20	17	7	chrome oxidized black
	Z708-MEDIO-COVER-2000-PT Z708-MEDIO-COVER-3000-PT	cover light transmittance 97% suitable for MEDIO LOW, MEDIO HIGH	2000 3000	16	2,5/1	polycarbonate transparent
	Z708-MEDIO-COVER-2000-PO Z708-MEDIO-COVER-3000-PO	cover light transmittance 55% suitable for MEDIO LOW, MEDIO HIGH	2000 3000	16	2,5/1	polycarbonate opal matt
	Z708-MEDIO-COVER-2000-PF Z708-MEDIO-COVER-3000-PF	cover light transmittance 75% suitable for MEDIO LOW, MEDIO HIGH	2000 3000	16	2,5/1	polycarbonate frosted

Content

Recessed
Lights

Surface
Lights

Pendant
Light

Track
Railsystem

Profiles

LED
Stripes

LED
Lights

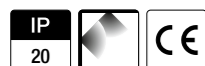
Outdoor
Lights

LED
Driver

Legend
Colors



THE ARULA CHALETS
Oberlech am Arlberg

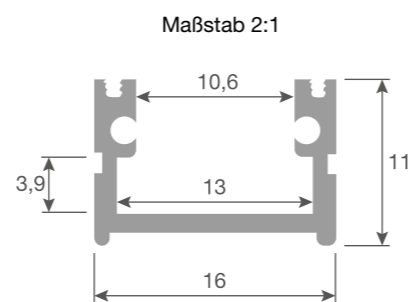




MEDIO HIGH


LED SURFACE MOUNTED PROFILE


High-quality LED surface mounted profile, anodized aluminum (with customized powder coating on request), and accessories. Various covers are available in transparent, opal matt or frosted polycarbonate finishes, offering different levels of light transmission and can be used according to light planning needs.







The matching LED strips and opal matt cover combine to produce homogeneous light distribution. Transparent covers provide more light.

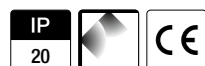


Picture	Item number	Description	Length	Width	Height	Color
	Z708-MEDIOH-PROF-2000-AE Z708-MEDIOH-PROF-3000-AE	profile	2000 3000	16	11	anodized aluminum
	Z708-MEDIOH-PROF-2000-SE Z708-MEDIOH-PROF-3000-SE	profile	2000 3000	16	11	black anodized

 ORDER SUITABLE LED STRIPS SEPARATELY
LEDLINE IP20 (P. 248-249)
LEDCOB IP20 (P. 254-255)

 POWER SUPPLY
ORDER SEPARATELY (P. 278-282)

Picture	Item number	Description	Length	Width	Height	Color
	Z708-MEDIOH-ENDKAPPE-GR Z708-MEDIOH-ENDKAPPE-SW	end cap without hole	9,5/2	16	12	grey black
	Z708-MEDIOH-ENDKAPPE-LOCH-GR Z708-MEDIOH-ENDKAPPE-LOCH-SW	end cap with hole	9,5/2	16	12	grey black
	Z708-MEDIOH-CLIP-CR Z708-MEDIOH-CLIP-SWOX	fastening clip	20	17	6	chrome oxidized black
	Z708-MEDIO-COVER-2000-PT Z708-MEDIO-COVER-3000-PT	cover light transmittance 97% suitable for MEDIO LOW, MEDIO HIGH	2000 3000	16	2,5/1	polycarbonate transparent
	Z708-MEDIO-COVER-2000-PO Z708-MEDIO-COVER-3000-PO	cover light transmittance 55% suitable for MEDIO LOW, MEDIO HIGH	2000 3000	16	2,5/1	polycarbonate opal matt
	Z708-MEDIO-COVER-2000-PF Z708-MEDIO-COVER-3000-PF	cover light transmittance 75% suitable for MEDIO LOW, MEDIO HIGH	2000 3000	16	2,5/1	polycarbonate frosted

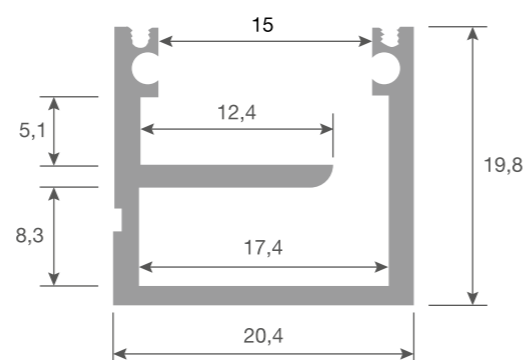




ALTUM

LED SURFACE MOUNTED PROFILE

High-quality LED surface mounted profile with integrated cable routing, anodized aluminum (with customized powder coating on request), and accessories. Various covers are available in transparent, opal matt or frosted polycarbonate finishes, offering different levels of light transmission and can be used according to light planning needs. The matching LED strips and opal matt cover combine to produce homogeneous light distribution. Transparent covers provide more light.

Scale 2:1








Picture	Item number	Description	Length	Width	Height	Color
	Z708-ALTUM-PROF-2000-AE Z708-ALTUM-PROF-3000-AE	profile	2000 3000	20,4	19,8	anodized aluminum
	Z708-ALTUM-PROF-2000-SE Z708-ALTUM-PROF-3000-SE	profile	2000 3000	20,4	19,8	black anodized



ORDER SUITABLE LED STRIPS SEPARATELY
LEDLINE IP20 (P. 248-249)
LEDCOB IP20 (P. 254-255)



POWER SUPPLY
ORDER SEPARATELY (P. 278-282)

Picture	Item number	Description	Length	Width	Height	Color
	Z708-ALTUM-ENDKAPPE-GR Z708-ALTUM-ENDKAPPE-SW	end cap without hole	8,5/2	20,4	21	grey black
	Z708-ALTUM-CLIP-CR Z708-ALTUM-CLIP-SWOX	fastening clip	20	21,5	7	chrome black
	Z708-ALTUM-COVER-2000-PT Z708-ALTUM-COVER-3000-PT	cover light transmittance 97%	2000 3000	20	3,0/1	polycarbonate transparent
	Z708-ALTUM-COVER-2000-PO Z708-ALTUM-COVER-3000-PO	cover light transmittance 55%	2000 3000	20	3,0/1	polycarbonate opal matt
	Z708-ALTUM-COVER-2000-PF Z708-ALTUM-COVER-3000-PF	cover light transmittance 75%	2000 3000	20	3,0/1	polycarbonate frosted

HOME

LOS
LOLLKS
LKL


L45

REG

Gracil

MEDIO
LOWMEDIO
HIGH

ALTUM

DAOAB
SDAOAB
LDAOEB
SDAOEB
L

HOTEL KAISERLODGE
Scheffau am Wilden Kaiser



Content

Recessed
Lights

Surface
Lights

Pendant
Light

Track
Railsystem

Profiles

LED
Stripes

LED
Lights

Outdoor
Lights

LED
Driver

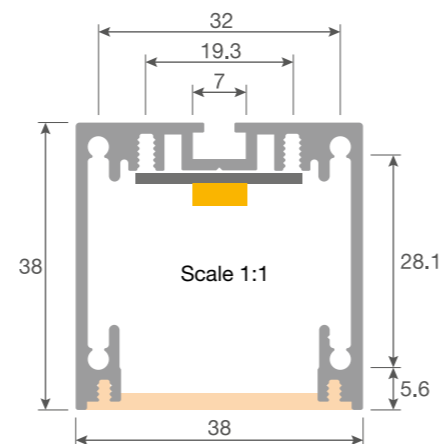
Legend
Colors



DAOAB-S

LED SURFACE MOUNTED PROFILE

High-quality LED surface mounted profile with integrated cable routing, anodized aluminum (with customized powder coating on request), and accessories. Various covers are available in transparent, opal matt or frosted polycarbonate finishes, offering different levels of light transmission and can be used according to light planning needs. The extravagant, translucent, black cover is a special feature which is particularly used in projects demanding high standards of design and aesthetics. Together with the matching LED modules and opal matt or black cover, homogeneous light distribution is achieved. Transparent covers provide more light.



Picture	Item number	Description	Length	Width	Height	Color
	Z708-DAOAB-S-PROF-2000-AE Z708-DAOAB-S-PROF-3000-AE	profile	2000 3000	38	38	anodized aluminum
	Z708-DAOAB-S-PROF-2000-SWF Z708-DAOAB-S-PROF-3000-SWF	profile	2000 3000	38	38	black fine structure
	Z708-DAOAB-S-PROF-2000-WF2 Z708-DAOAB-S-PROF-3000-WF2	profile	2000 3000	38	38	white fine structure

Picture	Item number	Description	Length	Width	Height	Color
	Z708-DAOAB-S-ENDDECKEL-AE Z708-DAOAB-S-ENDDECKEL-SWF Z708-DAOAB-S-ENDDECKEL-WF2	end cap aluminum	1,5	38	38	anodized aluminum black fine structure white fine structure
	Z708-DAO-S-LINVERB	linear connector set 2 pieces suitable for DAOAB-S, DAOEB-S	120	24	2	aluminium blank
	Z708-DAO-S-ECKVERB90	corner connector inside 90° set 2 pieces suitable for DAOAB-S, DAOEB-S	62	62	24	aluminium blank
	Z708-DAO-S-COVER-2000-PF Z708-DAO-S-COVER-3000-PF	cover light transmittance 75% suitable for DAOAB-S, DAOEB-S	2000 3000	35	4	polycarbonate frosted
	Z708-DAO-S-COVER-2000-MT Z708-DAO-S-COVER-3000-MT	cover light transmittance 97% suitable for DAOAB-S, DAOEB-S	2000 3000	35	4	polycarbonate transparent microprismatic (anti-glare)
	Z708-DAO-S-COVER-2000-MF Z708-DAO-S-COVER-3000-MF	cover light transmittance 75% suitable for DAOAB-S, DAOEB-S	2000 3000	35	4	polycarbonate frosted microprismatic (anti-glare)
	Z708-DAO-S-COVER-2000-SW Z708-DAO-S-COVER-3000-SW	cover light transmittance 40% suitable for DAOAB-S, DAOEB-S	2000 3000	35	4	polycarbonate black (for high design requirement)
	Z708-DAO-SEILSET-AE Z708-DAO-SEILSET-SW Z708-DAO-SEILSET-WS	rope suspension set 2 pieces suitable for DAOAB-S	2000	-	-	anodized aluminum black white
	Z708-DAO-POWERBOX-AE Z708-DAO-POWERBOX-SWF Z708-DAO-POWERBOX-WF	connection box suitable for DAOAB-S, DAOAB-L	80	80	37,5	anodized aluminum black fine structure white fine structure



ORDER SUITABLE LED STRIPS SEPARATELY
LEDLINE IP20 (P. 248-249)
LEDCOB IP20 (P. 254-255)



POWER SUPPLY
ORDER SEPARATELY (P. 278-282)



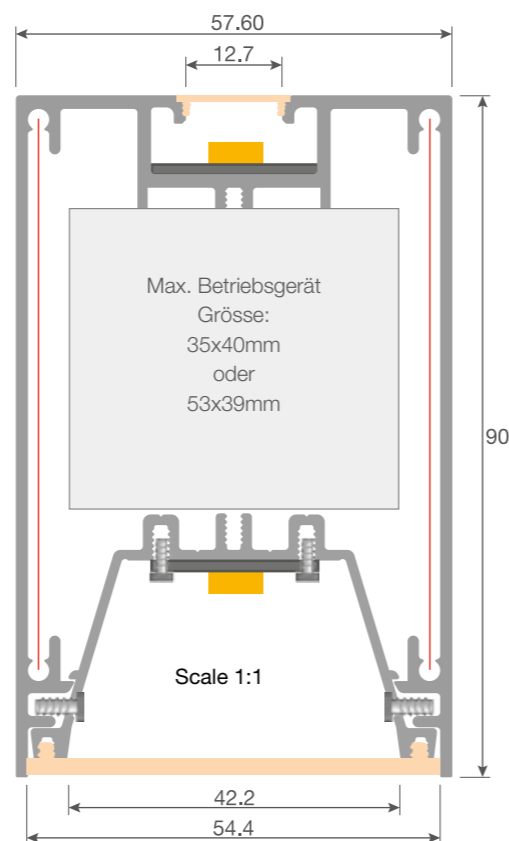
! PLANNING REQUIRED.
OUR PROJECT TEAM IS HERE FOR YOU.

! POWER SUPPLY (EXCEPT TUNABLE WHITE)
ORDER SEPARATELY (S. 278-282)

DAOAB-L

LED SURFACE MOUNTED PROFILE

High-quality LED surface mounted profile, for suspended installation, direct or indirect, anodized aluminum (with customized powder coating on request), and accessories. The various covers in frosted polycarbonate, microprismatic transparent or frosted finishes, offer different levels of light transmission and can be used according to light planning needs. Together with the matching LED modules for the direct light source, and the frosted covers, homogeneous light distribution is achieved. Microprismatic covers allow use in offices and at computer workstations.



Picture	Item number	Description	Length	Width	Height	Color
	Z708-DAOAB-L-PROF-2000-AE Z708-DAOAB-L-PROF-3000-AE	profile	2000 3000	57,6	90	anodized aluminum
	Z708-DAOAB-L-PROF-2000-SWF Z708-DAOAB-L-PROF-3000-SWF	profile	2000 3000	57,6	90	black fine structure
	Z708-DAOAB-L-PROF-2000-WF2 Z708-DAOAB-L-PROF-3000-WF2	profile	2000 3000	57,6	90	white fine structure

Picture	Item number	Description	Length	Width	Height	Color
	Z708-DAO-L-EINSATZ-2000-WS Z708-DAO-L-EINSATZ-3000-WS	aluminum insert for direct lighting with LM modules suitable for DAOAB-L, DAOEB-L	2000 3000	54	32	white
	Z708-DAOAB-L-ENDDECKEL-AE Z708-DAOAB-L-ENDDECKEL-SWF Z708-DAOAB-L-ENDDECKEL-WF2	end cap	1,5	58	90	anodized aluminum black fine structure white fine structure
	Z708-DAO-COVERD-2000-PF Z708-DAO-COVERD-3000-PF	cover DIRECT light transmittance 75% suitable for DAOAB-L, DAOEB-L	2000 3000	53	4	polycarbonate frosted
	Z708-DAO-COVERD-2000-MT Z708-DAO-COVERD-3000-MT	cover DIRECT light transmittance 97% suitable for DAOAB-L, DAOEB-L	2000 3000	53	4	polycarbonate transparent microprismatic (anti-glare)
	Z708-DAO-COVERD-2000-MF Z708-DAO-COVERD-3000-MF	cover DIRECT light transmittance 75% suitable for DAOAB-L, DAOEB-L	2000 3000	53	4	polycarbonate frosted microprismatic (anti-glare)
	Z708-DAOAB-L-COVERU-2000-PT Z708-DAOAB-L-COVERU-3000-PT	cover INDIRECT light transmittance 97%	2000 3000	15	6	polycarbonate transparent
	Z708-DAOAB-L-COVERU-2000-PF Z708-DAOAB-L-COVERU-3000-PF	cover INDIRECT light transmittance 75%	2000 3000	15	6	polycarbonate frosted
	Z708-DAOAB-L-SEILSET-AE	rope suspension set 2 pieces	2000	-	-	anodized aluminum
	Z708-DAOAB-L-ECKVERB90	corner connector inside 90°	80	80	69	aluminium blank
	Z708-DAOAB-L-WINKVERB	connector inside 90° Set 2 pieces	120	2	120	aluminium blank
	Z708-DAOAB-L-LINVERB	linear connector Set 2 pieces	120	2	69	aluminium blank
	Z708-DAO-SICHERUNG	fall protection 18cm for DAOAB-L, DAOEB-L	180	7	1,5	steel
	Z708-DAO-POWERBOX-AE Z708-DAO-POWERBOX-SWF Z708-DAO-POWERBOX-WF	connection box suitable for DAOAB-S, DAOAB-L	80	80	37,5	anodized aluminum black fine structure white fine structure

Content

Recessed
Lights

Surface
Lights

Pendant
Light

Track
Railsystem

Profiles

LED
Stripes

LED
Lights

Outdoor
Lights

LED
Driver

Legend
Colors

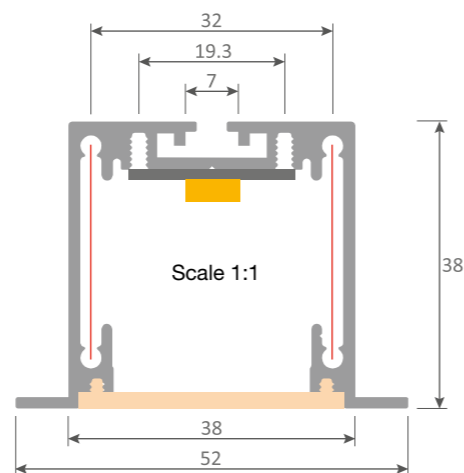







DAOEB-S

LED RECESSED PROFILE

High-quality LED surface mounted profile, for suspended installation, direct or indirect, anodized aluminum (with customized powder coating on request), and accessories. The various covers in frosted polycarbonate, microprismatic transparent or frosted finishes, offer different levels of light transmission and can be used according to light planning needs. Together with the matching LED modules for the direct light source, and the frosted covers, homogeneous light distribution is achieved. Microprismatic covers allow use in offices and at computer workstations.



Picture	Item number	Description	Length	Width	Height	Color
	Z708-DAOEB-S-PROF-2000-AE Z708-DAOEB-S-PROF-3000-AE	profile	2000 3000	52	38	anodized aluminum
	Z708-DAOEB-S-PROF-2000-SWF Z708-DAOEB-S-PROF-3000-SWF	profile	2000 3000	52	38	black fine structure
	Z708-DAOEB-S-PROF-2000-WF2 Z708-DAOEB-S-PROF-3000-WF2	profile	2000 3000	52	38	white fine structure

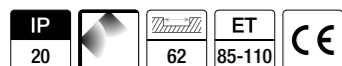
Picture	Item number	Description	Length	Width	Height	Color
	Z708-DAOEB-S-ENDDECKEL-AE Z708-DAOEB-S-ENDDECKEL-SWF Z708-DAOEB-S-ENDDECKEL-WF2	end cap aluminum	7	52	38	anodized aluminum black fine structure white fine structure
	Z708-DAO-S-LINVERB	linear connector Set 2 pieces suitable for DAOAB-S, DAOEB-S	120	24	2	aluminium blank
	Z708-DAO-S-ECKVERB90	corner connector inside 90° Set 2 pieces suitable for DAOAB-S, DAOEB-S	62	62	24	aluminium blank
	Z708-DAO-S-COVER-2000-PF Z708-DAO-S-COVER-3000-PF	cover light transmittance 75% suitable for DAOAB-S, DAOEB-S	2000 3000	35	4	polycarbonate frosted
	Z708-DAO-S-COVER-2000-MT Z708-DAO-S-COVER-3000-MT	cover light transmittance 97% suitable for DAOAB-S, DAOEB-S	2000 3000	35	4	polycarbonate transparent microprismatic (anti-glare)
	Z708-DAO-S-COVER-2000-MF Z708-DAO-S-COVER-3000-MF	cover light transmittance 75% suitable for DAOAB-S, DAOEB-S	2000 3000	35	4	polycarbonate frosted microprismatic (anti-glare)
	Z708-DAO-S-COVER-2000-SW Z708-DAO-S-COVER-3000-SW	cover light transmittance 40% suitable for DAOAB-S, DAOEB-S	2000 3000	35	4	polycarbonate black (for high design requirement)
	Z708-DAOEB-S-KLAMMER	fastening clip	26	36	67/14	steel
	Z708-DAOEB-S-BÜGEL	fastening bracket	21	43	36	steel



ORDER SUITABLE LED STRIPS SEPARATELY
LEDLINE IP20 (P. 248-249)
LEDCOB IP20 (P. 254-255)



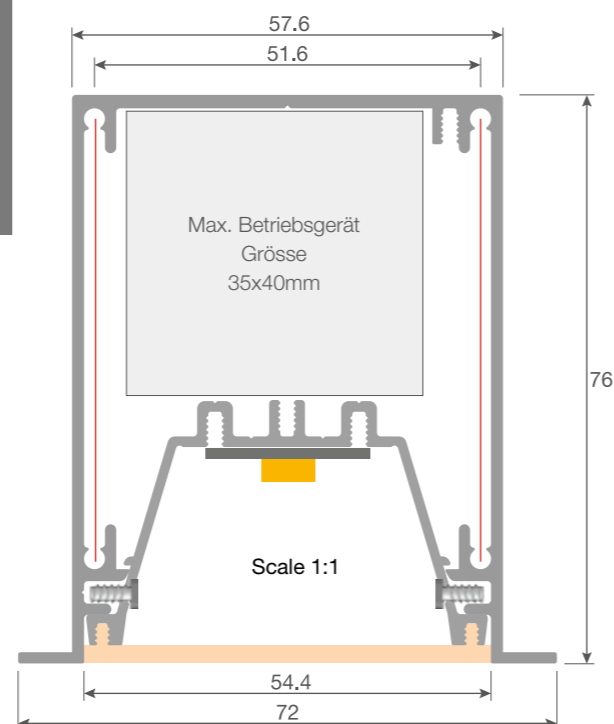
POWER SUPPLY
ORDER SEPARATELY (P. 278-282)
















DAOEB-L

LED RECESSED PROFILE

High-quality LED surface mounted profile, for suspended installation, direct or indirect, anodized aluminum (with customized powder coating on request), and accessories. The various covers in frosted polycarbonate, microprismatic transparent or frosted finishes, offer different levels of light transmission and can be used according to light planning needs. Together with the matching LED modules for the direct light source, and the frosted covers, homogeneous light distribution is achieved. Microprismatic covers allow use in offices and at computer workstations.



Picture	Item number	Description	Length	Width	Height	Color
	Z708-DAOEB-L-PROF-2000-AE Z708-DAOEB-L-PROF-3000-AE	profile	2000 3000	72	76	anodized aluminum
	Z708-DAOEB-L-PROF-2000-SWF Z708-DAOEB-L-PROF-3000-SWF	profile	2000 3000	72	76	black fine structure
	Z708-DAOEB-L-PROF-2000-WF2 Z708-DAOEB-L-PROF-3000-WF2	profile	2000 3000	72	76	white fine structure

Picture	Item number	Description	Length	Width	Height	Color
	Z708-DAO-L-EINSATZ-2000-WS Z708-DAO-L-EINSATZ-3000-WS	aluminum insert for direct lighting with LM modules suitable for DAOAB-L, DAOEB-L	2000 3000	54	32	white
	Z708-DAOEB-L-ENDDECKEL-AE Z708-DAOEB-L-ENDDECKEL-SWF Z708-DAOEB-L-ENDDECKEL-WF2	end cap aluminum	9/1,5	72	76	anodized aluminum black fine structure white fine structure
	Z708-DAO-COVERD-2000-PF Z708-DAO-COVERD-3000-PF	cover light transmittance 75% suitable for DAOAB-L, DAOEB-L	2000 3000	53	4	polycarbonate frosted
	Z708-DAO-COVERD-2000-MT Z708-DAO-COVERD-3000-MT	cover light transmittance 97% suitable for DAOAB-L, DAOEB-L	2000 3000	53	4	polycarbonate transparent microprismatic (anti glare)
	Z708-DAO-COVERD-2000-MF Z708-DAO-COVERD-3000-MF	cover light transmittance 75% suitable for DAOAB-L, DAOEB-L	2000 3000	53	4	polycarbonate frosted microprismatic (anti-glare)
	Z708-DAOEB-L-BÜGEL	fastening bracket	21	62	73	steel
	Z708-DAO-SICHERUNG	fall protection 18cm suitable for DAOAB-L, DAOEB-L	180	7	1,5	steel
	Z708-DAOEB-L-LINVERB	linear connector inside Set 2 pieces	120	2	54	aluminium blank
	Z708-DAOEB-L-ECKVERB	corner connector inside 90° Set 2 pieces	62	62	54	aluminium blank
	Z708-DAOEB-L-WINKVERB	angle connector inside Set 2 pieces	80	2	80	aluminium blank



PLANNING REQUIRED.
OUR PROJECT TEAM IS HERE FOR YOU.



POWER SUPPLY (EXCEPT TUNABLE WHITE)
ORDER SEPARATELY (S. 278-282)

- Content
- Recessed Lights
- Surface Lights
- Pendant Light
- Track Railsystem
- Profiles
- LED Stripes
- LED Lights
- Outdoor Lights
- LED Driver
- Legend Colors



THE ARULA CHALETs
Lech am Arlberg



LEDLINE IP 20

Flexible IP20 LED strips. Ultra-high efficiency, up to 120lm/W. Narrow McAdam2 binning, high light quality and color rendering RA >90, color temperatures 2700K, 3000K, tunable white 2200-5000K, RGBW 2700K, RGBW 3000K. Various PCB widths and capacities available. 3M adhesive tape for attachment, roll with 2m cable per page. Available as a 30-m roll or customized to requirements.

To extend service life and ensure perfect function, LED strips must always be mounted on heat-conducting material. We recommend combining them with our LED profiles.



Type	Item number	30m	Watt m	CCT	CRI >	lm/m	LED's m	PCB mm	Pitch mm	mm	l _{max} m
LL	LEDLINE-24190900027-30000-2.0		19,2	2700	>90	2080	112	10	8,93	62,5	6
LL	LEDLINE-24190900030-30000-2.0		19,2	3000	>90	2140	112	10	8,93	62,5	6
LL	LEDLINE-2419090RG27-30000-2.0		19,2	RGBW 2700	>90	R: 120 G: 330 B: 60 W: 429	60	12	16,67	100	6
LL	LEDLINE-2419090RG30-30000-2.0		19,2	RGBW 3000	>90	R: 120 G: 330 B: 60 W: 450	60	12	16,67	100	6

CONSTRUCTION:

- CUT TO DESIRED LENGTH
- CONNECTION CABLE IN THE DESIRED FORMAT SOLDERED LENGTH
- FUNCTIONAL TEST

CONFIGURATION: SEE ORDER EXAMPLE



POWER SUPPLY
ORDER SEPARATELY (P. 278-282)



YouTube
Assembly video

Order example:

LEDLINE-24190900027-2000-2.0

Power
IP protection
Color rendering index
Color temperature
Length LED
Length cable

Picture	Item number	Description	Length	Width	Height
	LED-VERBINDER-LINE-TW-S2K-10-2	solderfree cable connection PCB width 10mm cable length 2000mm tunable white	13,5	12	5
	LED-VERBINDER-S2K-RGBW-2.0-12	solderfree cable connection PCB width 12mm cable length 2000mm for RGBW	14	14	6
	LED-VERBINDER-S2K-0.5-10MM	solderfree cable connection PCB width 10mm cable length 500mm	12	12	4,2
	LED-VERBINDER-S2K-2.0-10MM	solderfree cable connection PCB width 10mm cable length 2000mm	12	12	4,2
	LED-VERBINDER-S2S-0.1-10MM	solderfree cable connection PCB width 10mm cable length 100mm	12	12	4,2
	LED-VERBINDER-S2S-10MM	solderfree connector PCB width 10mm	12	12	4,2
	LED-VERBINDER-S2S-RGBW-12	solderfree connector PCB width 12mm for RGBW	13,5	14	5
	LED-VERBINDER-T-S2S-10MM	solderfree T - connector PCB width 10mm	17	20	5
	LED-VERBINDER-L-S2S-10MM	solderfree angle connector PCB width 10mm	19	19	5
	LED-VERBINDER-ZANGE	tool for LED connectors	-	-	-



LEDLINE IP 67

Flexible IP67 LED strips. Ultra high efficiency, up to 90lm/W. Narrow McAdam2binning, high light quality and color rendering RA >90, color temperatures 2700K, 3000K, RGBW 2700K, RGBW 3000K. Various PCB widths and capacities available. 3M adhesive tape for attachment, roll with 2m cable per page. Available as a 5-m roll or customized to requirements.

Please note, although the IP67 LED strips are protected from the effects of water, the ends (power feed points) must be installed and remain dry for safety reasons.

To extend the service life and ensure perfect function, LED strips must always be mounted on heat-conducting material. We recommend combining them with our LED profiles.



Type	Item number	5m	Watt m	CCT	CRI >	lm/m	LED's	PCB mm	Pitch mm	mm	l _{max} m
LL	LEDLINE-24097900027-5000-2.0		9,6	2700	>90	832	140	10,5	7,14	50	5
LL	LEDLINE-24097900030-5000-2.0		9,6	3000	>90	899	140	10,5	7,14	50	5
LL	LEDLINE-24147900027-5000-2.0		14,4	2700	>90	980	180	12,5	5,56	33,33	5
LL	LEDLINE-24147900030-5000-2.0		14,4	3000	>90	1040	180	12,5	5,56	33,33	5
LL	LEDLINE-2419790RG27-5000-2.0		19,2	RGBW 2700	>90	R: 100 G: 250 B: 50 W: 348	60	14,5	16,67	100	5
LL	LEDLINE-2419790RG30-5000-2.0		19,2	RGBW 3000	>90	R: 100 G: 250 B: 50 W: 358	60	14,5	16,67	100	5

- CONSTRUCTION:**
- CUT TO DESIRED LENGTH
 - CONNECTION CABLE IN THE DESIRED FORMAT SOLDERED LENGTH
 - SEALING THE SOLDER AND CUT FIX USING SPECIAL ADHESIVE AND SHRINK TUBING
 - FUNCTIONAL TEST

CONFIGURATION: SEE ORDER EXAMPLE

! POWER SUPPLY ORDER SEPARATELY (P. 278-282)

Order example: **LEDLINE-24147900027-2000-2.0**

Power
IP protection
Color rendering index
Color temperature
Length LED
Length cable



LEDCURV

Flexible curved LED strips offer a high level of flexibility and can be deformed up to a minimum bending radius (horizontal) of 30mm at 14W and 40mm at 18W.

IP20, ultra high efficiency, up to 110lm/W. Narrow McAdam2 binning, high light quality and color rendering RA >90, color temperatures 2700K, 3000K, choice of PCB widths and performances. 3M adhesive tape for attachment, roll with 2m cable per side. Available in 10m rolls or assembled to customer requirements. Predestined for use on rounded surfaces or for use in round lighting objects and lamps.

To extend service life and ensure perfect function, LED strips must always be mounted on heat-conducting material. We recommend combining them with our LED profiles.



Type	Item number	10m	Watt m	CCT	CRI >	lm/m	LED's	PCB mm	Pitch mm	mm	l _{max} m	mm
LV	LEDCURV-24140900027-10000-2.0		14	2700	>90	1246	60	6	16,67	100	2,5	30
LV	LEDCURV-24140900030-10000-2.0		14	3000	>90	1300	60	6	16,67	100	2,5	30
LV	LEDCURV-24180900027-10000-2.0		18	2700	>90	1850	84	10	12	83,33	5	40
LV	LEDCURV-24180900030-10000-2.0		18	3000	>90	1998	84	10	12	83,33	5	40

- CONSTRUCTION:**
- CUT TO DESIRED LENGTH
 - CONNECTION CABLE IN THE DESIRED FORMAT SOLDERED LENGTH
 - FUNCTIONAL TEST
- CONFIGURATION: SEE ORDER EXAMPLE


! POWER SUPPLY ORDER SEPARATELY (P. 278-282)

Order example: **LEDCURV-24140900027-2000-2.0**

Power
IP protection
Color rendering index
Color temperature
Length LED
Length cable



- Content
- Recessed Lights
- Surface Lights
- Pendant Light
- Track Railsystem
- Profiles
- LED Stripes
- LED Lights
- Outdoor Lights
- LED Driver
- Legend Colors



LEDCOB

The flexible COB LED strip is an innovative new development. Individual LED dots are no longer visible on the LED strip. Instead the strip is seamlessly illuminated, narrow and easy to process. It also offers a high level of flexibility and can be deformed up to a minimum bending radius (vertical) of 60mm.

LEDCURVE can be installed directly in the viewing area as a narrow, continuous line of light, as there are no bright and annoying LED points. IP20, more than 80lm/W, high light quality and color rendering RA >90, tight McAdam2 binning, color temperatures 2700K, 3000K, 3M adhesive tape for attachment, roll with 2m cable per page.

Available in 30m rolls or assembled to customer requirements. To extend service life and ensure perfect function, LED strips must always be mounted on heat-conducting material. We recommend combining them with our LED profiles or heat-dissipating aluminum strips for visible installation.



Type	Item Number	30m	Watt m	CCT	CRI >	lm/m	LED's m	PCB mm	Pitch mm	mm	max. m	mm
LC	LEDCOB-24050900027-4-30000-2.0		5	2700	>90	535	480	4	-	50	5	60
LC	LEDCOB-24050900030-4-30000-2.0		5	3000	>90	575	480	4	-	50	5	60
LC	LEDCOB-24050900027-30000-2.0		5	2700	>90	670	480	8	-	50	7	60
LC	LEDCOB-24050900030-30000-2.0		5	3000	>90	690	480	8	-	50	7	60
LC	LEDCOB-24100900027-30000-2.0		10	2700	>90	1190	480	8	-	50	6	60
LC	LEDCOB-24100900030-30000-2.0		10	3000	>90	1240	480	8	-	50	6	60
LC	LEDCOB-24150900027-30000-2.0		15	2700	>90	1700	480	8	-	41,67	5	60
LC	LEDCOB-24150900030-30000-2.0		15	3000	>90	1780	480	8	-	41,67	5	60
LC	LEDCOB-24150902250-30000-2.0		15	2200-5000	>90	980-1521	576	10	-	27,8	5	60

CONSTRUCTION:

- CUT TO DESIRED LENGTH
- CONNECTION CABLE IN THE DESIRED FORMAT SOLDERED LENGTH
- FUNCTIONAL TEST

CONFIGURATION: SEE ORDER EXAMPLE



POWER SUPPLY
ORDER SEPARATELY (P. 278-282)



Order example:

LEDCOB-24150900027-2000-2.0

Power
IP protection
Color rendering index
Color temperature
Length LED
Length cable

Picture	Item number	Description	Length	Width	Height
	LED-VERBINDER-COB-TW-S2K-10-2	solderfree cable connection PCB width 10mm cable length 2000mm	14	12	4,2
	LED-VERBINDER-S2K-0.5-10MM	solderfree cable connection PCB width 10mm cable length 500mm	12	12	4,2
	LED-VERBINDER-S2K-0.5-8MM	solderfree cable connection PCB width 8mm cable length 500mm	12	10	4,2
	LED-VERBINDER-S2K-2.0-10MM	solderfree cable connection PCB width 10mm cable length 2000mm	12	12	4,2
	LED-VERBINDER-S2K-2.0-8MM	solderfree cable connection PCB width 8mm cable length 2000mm	12	10	4,2
	LED-VERBINDER-S2S-0.1-10MM	solderfree cable connection PCB width 10mm cable length 100mm	12	12	4,2
	LED-VERBINDER-S2S-0.1-8MM	solderfree cable connection PCB width 8mm cable length 100mm	12	10	4,2
	LED-VERBINDER-S2S-10MM	solderfree cable connection PCB width 10mm	12	12	4,2
	LED-VERBINDER-S2S-8MM	solderfree cable connection PCB width 8mm	12	10	4,2
	LED-VERBINDER-T-S2S-10MM	solderfree T - cable connector PCB width 10mm	17	20	5
	LED-VERBINDER-T-S2S-8MM	solderfree T - cable connector PCB width 8mm	15	19	5
	LED-VERBINDER-L-S2S-10MM	solderfree angle connector PCB width 10mm	19	19	5
	LED-VERBINDER-L-S2S-8MM	solderfree angle connector PCB width 8mm	17	17	5
	LED-VERBINDER-ZANGE	tool for LED connectors	-	-	-



LEDWA-B

Flexible 3D LED wall washer, suitable for outdoor use (IP67), can be cut to length – 1 LED 1 cut, high light quality and color rendering RA >90, also available in other color temperatures upon request, with different beam angles 20 °, 30 °, 40 or oval 30x40 °, bending radius top 100mm, side 300mm, max. 5 meters/supply cable.



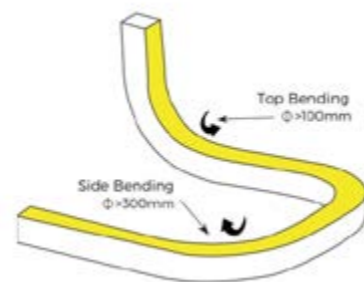
Type	Item Number	30m	Watt m	CCT	CRI >	lm/m	LED's m	Beam angle	mm	max. m	mm
LW	LEDWA-B-24267900027OV-5000		26	2700	>90	1820	24	20°	41,67	5	300
LW	LEDWA-B-24267900027OV-5000		26	2700	>90	1845	24	30°	41,67	5	300
LW	LEDWA-B-24267900027OV-5000		26	2700	>90	1665	24	40°	41,67	5	300
LW	LEDWA-B-24267900027OV-5000		26	2700	>90	1560	24	30x40°	41,67	5	300

! ON REQUEST AVAILABLE IN:
3000K, 4000K U. 5000K

! CONSTRUCTION:
• CUT TO DESIRED LENGTH
• CONNECTION CABLE IN THE DESIRED FORMAT
• SOLDERED LENGTH
• FUNCTIONAL TEST

CONFIGURATION: SEE ORDER EXAMPLE

! POWER SUPPLY
ORDER SEPARATELY (P. 278-282)



Order example:
LEDWA-B-24267900027-2000-2.0

Power
IP protection
Color rendering index
Color temperature
Length LED
Length cable

Picture	Item number	Description	Length	Width	Height	Color
	LEDWA-B-ENDKAPPE	end cap	13	27	27	silicon
	LEDWA-B-EINSPEISER	end cap with straight feed	39	27	21	silicon
	LEDWA-B-CLIP	fastening clip	27	27	21,5	steel
	LEDWA-B-PROFIL	profile	1000	27,2	21,5	alu
	LEDWA-B-PROFIL-FLEX	profile flexible	100	27,2	21,5	steel

LED LINE IP 20

LED LINE IP 67

LED CURV

LED COB

LED WA-B

LED WA-C

LED NEON side

LED NEON top

LED NEON 3D

LED MOD



LEDWA-C

Flexible modular LED wall washer for column lighting or curved architecture. Suitable for outdoor use (IP67) with high light quality and color rendering index (CRI) > 90. Optionally available in other light colors, with various beam angles of 20°, 30°, 40°, or oval 15x40°. Bending diameter of 200mm, maximum length of 2.40 meters per power cable.



Type	Item Number	2,4m	Watt m	CCT	CRI >	lm/m	LED's m	Beam angle	mm	max. m	mm
LW	LEDWA-C-2436790002720-2400		36	2700K	>90	1899	20	20°	50	2,4	200
LW	LEDWA-C-2436790002730-2400		36	2700K	>90	1929	20	30°	50	2,4	200
LW	LEDWA-C-2436790002740-2400		36	2700K	>90	1746	20	40°	50	2,4	200
LW	LEDWA-C-24367900027OV-2400		36	2700K	>90	1653	20	15x40°	50	2,4	200

ON REQUEST AVAILABLE IN:
3000K, 4000K U. 5000K

CONSTRUCTION:
• CUT TO DESIRED LENGTH
• CONNECTION CABLE IN THE DESIRED FORMAT
SOLDERED LENGTH
• FUNCTIONAL TEST

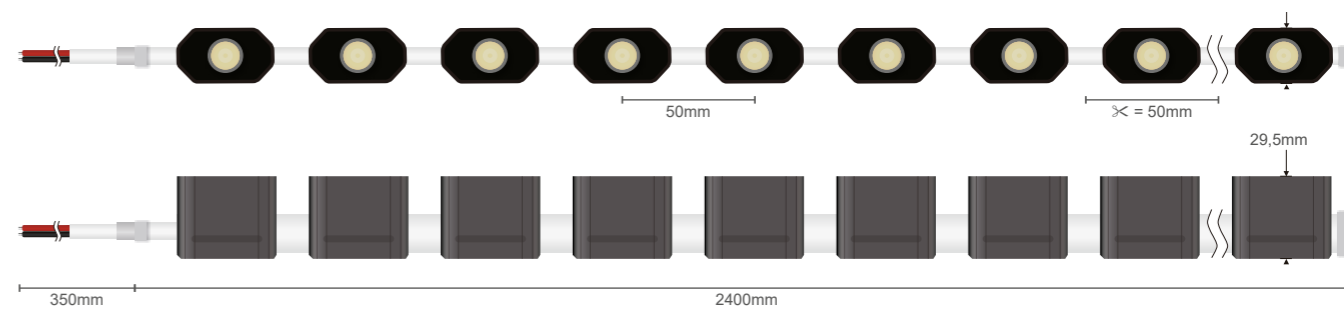
CONFIGURATION: SEE ORDER EXAMPLE

POWER SUPPLY
ORDER SEPARATELY (P. 278-282)

Order example:
LEDWA-C-24367900027-2000-2.0

Power
IP protection
Color rendering index
Color temperature
Length LED
Length cable

Picture	Item number	Description	Length	Width	Height	Color
	LEDWA-C-ENDKAPPE	end cap	7,5	7	15	silicon
	LEDWA-C-EINSPEISER	end cap with straight feed	12,5	7,5	15	silikon
	LEDWA-C-CLIP	fastening clip	30	24,5	14,5	steel
	LEDWA-C-PROFIL	profile	1200	24,5	14,5	steel



LED LINE IP 20

LED LINE IP 67

LED CURV

LED COB

LED WA-B

LED WA-C


LED NEON side

LED NEON top

LED NEON 3D

LED MOD



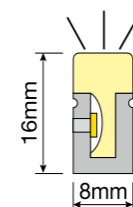


LEDNEON - SIDE BEND

Flexible Neonflex LED strip, IP67, 40lm/W, high light quality and color rendering RA >90, color temperature 2700K, side bending, with a minimum bending radius (horizontal) of 40mm, on rolls of 20m, 30cm connection cable or assembled as required.

Ledneon has very good lighting stability, so lengths of up to 10m per feed can be achieved without drop down, as well as homogeneous illumination without visible, individual light points.

Please note, although Ledneon is protected from the effects of water, the ends (power feed points) must be installed and remain dry for safety reasons.



Type	Item number	10m	Watt m	CCT	CRI >	lm/m	LED's m	PCB mm	mm	max. m	mm
LN	LEDNS0816-24127900027-10000-0.3		12W	2700	>90	495	140	8x16	50	10	60

Picture	Item number	Description	Length	Width	Height	Color
	LEDNEON-0816-PROFIL-2000	mounting profile	2000	10	12	anodized aluminum
	LEDNEON-0816-CLIP	fastening clip	30	11	13,5	anodized aluminum
	LEDNEON-0816-EINSP-GERADE	end cap with straight feed	27	10	18	silicone
	LEDNEON-0816-EINSP-Page	end cap with lateral feed	27	10	18	silicone
	LEDNEON-0816-ENDKAPPE	end cap	14	10	18	silicone
	LEDNEON-SILICON	additional silicone	-	-	-	-

LED LINE IP 20

LED LINE IP 67

LED CURV

LED COB

LED WA-B

LED WA-C

LED NEON side

LED NEON top

LED NEON 3D

LED MOD

CONSTRUCTION:

- CUT TO DESIRED LENGTH
- CONNECTION CABLE IN THE DESIRED FORMAT SOLDERED LENGTH
- SEALING USING SPECIAL SILICONE AND END CAP
- FUNCTIONAL TEST

CONFIGURATION: SEE ORDER EXAMPLE

Order example:

Bending width/height
Power IP protection Color rendering index Color temperature
Length LED
Length cable

LEDNS0816-24 127900027-2000-2.0



THE ALPINA MOUNTAIN RESORT UND SPA
Tschierschen



- Content
- Recessed Lights
- Surface Lights
- Pendant Light
- Track Railsystem
- Profiles
- LED Stripes
- LED Lights
- Outdoor Lights
- LED Driver
- Legend Colors

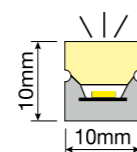


LEDNEON - TOP BEND

Flexible Neonflex LED strip, IP67, 40lm/W, high light quality and color rendering RA >90, color temperature 2700K, side bending, with a minimum bending radius (horizontal) of 40mm, on rolls of 20m, 30cm connection cable or assembled as required.

Ledneon has very good lighting stability, so lengths of up to 10m per feed can be achieved without drop down, as well as homogeneous illumination without visible, individual light points.

Please note, although Ledneon is protected from the effects of water, the ends (power feed points) must be installed and remain dry for safety reasons.



Type	Item Number	10m	Watt m	CCT	CRI >	lm/m	LED's m	PCB mm	mm	I _{max} m	mm
LN	LEDNT1010-24127900027-10000-0.3		12,5W	2700	>90	1100	182	10x10	38,5	10	80
LN	LEDNT1010-2417900030-10000-0.3		12,5W	3000	>90	1175	182	10x10	38,5	10	80

Picture	Item number	Description	Length	Width	Height	Color
	LEDNEON-1010-PROFIL-2000	mounting profile	2000	12,7	8,3	anodized aluminum
	LEDNEON-1010-CLIP	fastening clip	20	12,7	8,3	anodized aluminum
	LEDNEON-1010-EINSP-GERADE	end cap with straight feed	18	12	12	silicone
	LEDNEON-1010-EINSP-Page	end cap with lateral feed	18	18	12	silicone
	LEDNEON-1010-ENDKAPPE	end cap	12	12	12	silicone
	LEDNEON-SILICON	additional silicone	-	-	-	-

LED LINE IP 20

LED LINE IP 67

LED CURV

LED COB

LED WA-B

LED WA-C

LED NEON side

LED NEON top

LED NEON 3D

LED MOD

CONSTRUCTION:

- CUT TO DESIRED LENGTH
- CONNECTION CABLE IN THE DESIRED FORMAT SOLDERED LENGTH
- SEALING USING SPECIAL SILICONE AND END CAP
- FUNCTIONAL TEST

CONFIGURATION: SEE ORDER EXAMPLE

Order example:

LEDNT1010-24 127900027-2000-2.0

Bending width/height
Power IP protection Color rendering index Color temperature
Length LED Length cable



HOTEL EDER
Maria Alm

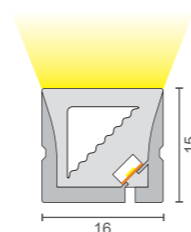


LEDNEON - 3D BEND

Flexible Neonflex 3D LED strip, IP67, 40lm/W, high light quality and color rendering RA >90, color temperatures 2700K and 3000K, top bending, with a bending radius of 200mm, on rolls with 5m, 30cm connection cable or assembled as required.

Ledneon has very good lighting stability, so lengths of up to 5m per feed can be achieved without drop down, as well as homogeneous illumination without visible, individual light points.

Please note, although Ledneon is protected from the effects of water, the ends (power feed points) must be installed and remain dry for safety reasons.



Typ	Artikelnummer	5m	Watt m	CCT	CRI >	lm/m	LED's m	PCB mm	mm	max. m	mm
LN	LEDN31615-241079027-5000-2.0		10W	2700	>90	675	120	16x15	50	5	200
LN	LEDN31615-241079030-5000-2.0		10W	3000	>90	701	120	16x15	50	5	200

Picture	Item number	Description	Length	Width	Height	Color
	LEDNEON-3D-CLIP	fastening clip	20	20.5	17.5	anodized aluminum
	LEDNEON-3D-ENDKAPPE	end cap	12.5	19	18	silicone
	LEDNEON-3D-EINSP-GERADE	feed-in straight	20	19	18	silicone

LED LINE IP 20

LED LINE IP 67

LED CURV

LED COB

LED WA-B

LED WA-C

LED NEON side

LED NEON top

LED NEON 3D

LED MOD

CONSTRUCTION:

- CUT TO DESIRED LENGTH
- CONNECTION CABLE IN THE DESIRED FORMAT SOLDERED LENGTH
- SEALING USING SPECIAL SILICONE AND END CAP
- FUNCTIONAL TEST

CONFIGURATION: SEE ORDER EXAMPLE

Order example:

LEDN31615-24 127900027-2000-2.0

Bending width/height
Power IP protection
Color rendering index
Color temperature
Length LED
Length cable



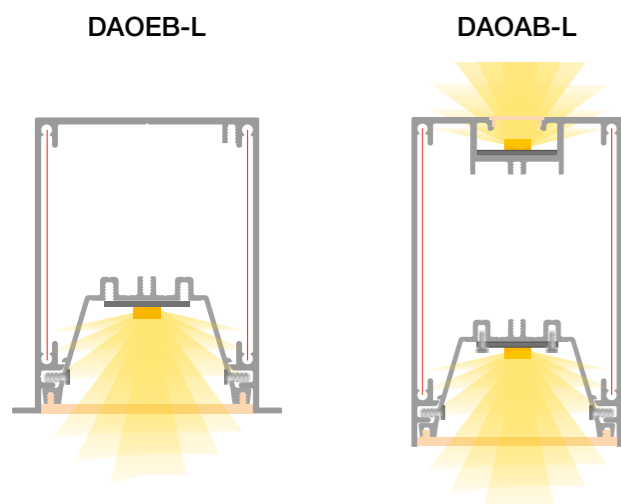


LEDMOD

Linear LED module LLE 24mm. Perfect light homogeneity, even when several LED modules are arranged in a row. Plug-in terminals for quick and easy wiring from LED module to LED module. Efficiency up to 173 lm/W, high color rendering RA >90 at 3000K and 4000K (2700K available on request), MacAdam3, tight luminous flux tolerances, ZHAGA-compliant. Power supply option in HE - High Efficiency or HO - High Output.

Linear tunable white LED module, LLE G2 premium system, 24mm 1500lm, adjustable color temperature from 2700K to 6500K with constant luminous flux. Pre-calibrated to ensure light quality and color consistency. Consists of linear low profile DALI DT8 control gear and 2 to 6 LED modules (1500lm). Plug-in terminals for quick and easy wiring from LED module to LED module. Efficiency up to 112lm/W, high color rendering RA >90, McAdam3, excellent system color tolerance, dimming range 3-100% without changing the color temperature.

SUITABLE FOR PROFILES

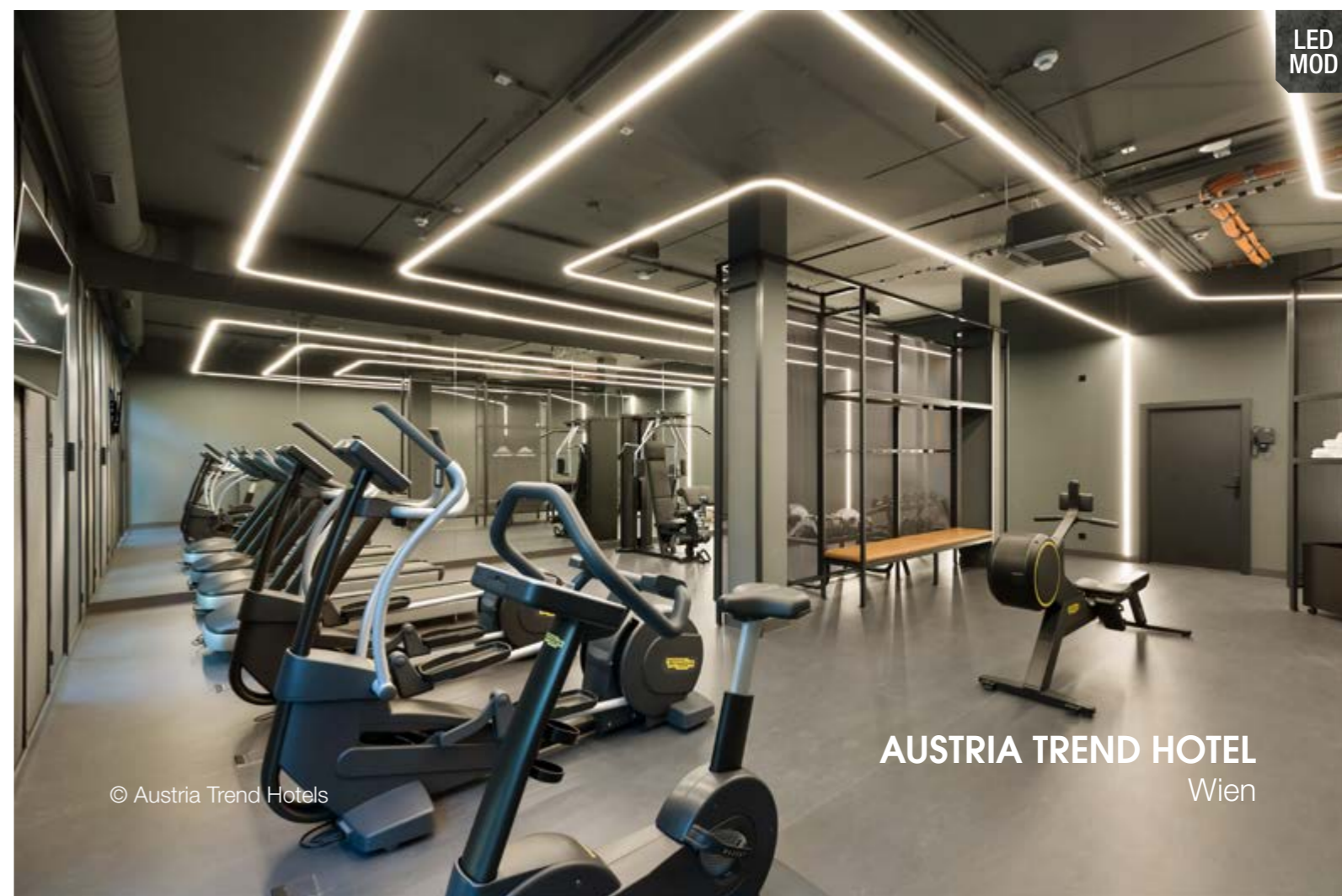


! PLANNING REQUIRED. OUR PROJECT TEAM IS HERE FOR YOU.

! POWER SUPPLY (EXCEPT TUNABLE WHITE) ORDER SEPARATELY (P. 278-282)

Type	Picture	Item number	Watt per m	Current supply mA	CCT	CRI	Lumen per m	Length mm	Width mm
LM		Z149-89603227	22 41	HE - 275mA HO - 500mA	3000	>90	3430 6000	140	24
		Z149-89603228	22 41	HE - 275mA HO - 500mA	4000	>90	3610 6250	140	24
LM		Z149-89603230	22 41	HE - 275mA HO - 500mA	3000	>90	3430 6000	280	24
		Z149-89603231	22 41	HE - 275mA HO - 500mA	4000	>90	3610 6250	280	24
LM		Z149-89603233	22 41	HE - 275mA HO - 500mA	3000	>90	3430 6000	560	24
		Z149-89603234	22 41	HE - 275mA HO - 500mA	4000	>90	3610 6250	560	24

Type	Picture	Item number	System components	Watt /m	Current supply mA	CCT	CRI	Lumen per m	Length /mm	Width /mm
LM		Z149-89602935	LCA 50W PRE+ 2 LED-Module à 1500lm	43W	HO - 275mA	2700-6500	>90	5250/2700K 5750/6500K	560	24
LM		Z149-89602936	LCA 50W PRE+ 3 LED-Module à 1500lm	43W	HO - 275mA	2700-6500	>90	5250/2700K 5750/6500K	840	24
LM		Z149-28003303	LCA 85W PRE+ 4 LED-Module à 1500lm	43W	HO - 275mA	2700-6500	>90	5250/2700K 5750/6500K	1120	24
LM		Z149-28003304	LCA 85W PRE+ 5 LED-Module à 1500lm	43W	HO - 275mA	2700-6500	>90	5250/2700K 5750/6500K	1400	24
LM		Z149-89602939	LCA 110W PRE+ 6 LED-Module à 1500lm	43W	HO - 275mA	2700-6500	>90	5250/2700K 5750/6500K	1680	24



© Austria Trend Hotels

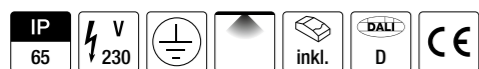
AUSTRIA TREND HOTEL
Wien



BATT

LED WET ROOM LIGHT

BATT wet room luminaire, housing and cover made of impact-resistant polycarbonate white (IK08). Batt is through-wired as standard, with connection options for strip-light installation. Luminaire comes with a built-in Tridonic DALI dimmable control gear unit. cable suspensions for suspended installation and mounting clips for ceiling or wall mounting are included in the scope of delivery. The color temperature can be individually adjusted to 3000K, 4000K (preset) or 5000K. BATT meets the requirements of functional lighting, is dustproof and offers protection from splashes/jets of water (IP65). For use in private and commercial halls, garages, workshops, cellars and ancillary rooms or for lighting escape routes.



MAX. NUMBER OF LIGHTS PER CIRCUIT BREAKER

Circuit breaker	B10	B16	B20	C10	C16	C20
Number of lights	7	8	10	8	12	15

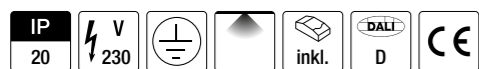
Item number	System Power	Length	Width	Height	Baeam angle	CRI	Lumen Output	CCT (adjustable)
Z817-BATT-406803050120DWS	40W	1205	68	77	120°	>80	4800lm 5050lm 4800lm	3000K 4000K 5000K



LONG

LED SURFACE MOUNTED LIGHT


LONG surface mounted light, housing and cover made of white polycarbonate. Long is through-wired as standard, with connection options for strip-light installation. Luminaire with a built-in dimmable Tridonic DALI control gear unit. cable suspensions for suspended installation and mounting clips for ceiling or wall mounting are included in the scope of delivery. The color temperature can be individually adjusted to 3000K, 4000K (preset) or 6000K. LONG meets the highest standards for functional lighting, for use in private and commercial halls, garages, workshops, cellars and ancillary rooms or for lighting escape routes.



MAX. NUMBER OF LIGHTS PER CIRCUIT BREAKER

Circuit breaker	B10	B16	B20	C10	C16	C20
Number of lights	9	11	14	10	16	20

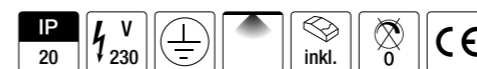
Item number	System Power	Length	Width	Height	Baeam angle	CRI	Lumen Output	CCT (adjustable)
Z817-LONG-400803060120DWS	40W	1200	72	72	120°	>80	4000lm 4200lm 4000lm	3000K 4000K 6000K



EASY

LED CEILING LIGHT

EASY surface mounted light, housing made of white polycarbonate, diffuser polycarbonate opal white. Color temperatures 3000K and 4000K, with color rendering RA >80. Nomen est omen - Easy is a simple, elegant and linear surface mounted light for a wide range of lighting applications.



MAX. NUMBER OF LIGHTS PER CIRCUIT BREAKER

Circuit breaker	B10	B13	B16	C10	C13	C16
Number of lights	15	19	24	15	19	24

Item number	System Power	Length	Width	Height	Baeam angle	CRI	Lumen Output	CCT
Z543-EASY-4008000301200WS	40W	1225	58,5	58,5	120°	>80	3760lm	3000K
Z543-EASY-4008000401200WS	40W	1225	58,5	58,5	120°	>80	3960lm	4000K



TBL

LED TUBE LIGHT

Versatile tube light with reflector and black back. End caps made of stainless steel, black powder-coated. The subtle red rubber seals make the lamp look even more unique. If necessary, luminous flux can also be increased. The lamp is delivered with a cable suspension set included. Can also be attached directly to the ceiling or wall. Its attractive appearance ensures a very diverse area of application.

including rope suspension set 1500mm



MAX. NUMBER OF LIGHTS PER CIRCUIT BREAKER

Circuit breaker	B10	B16
Number of lights	20	31

Item number	System Power	Length	Width	Height	Baeam angle	CRI	Lumen Output	CCT
Z1025-TBL95F030790002760D-SW	30W	1452	72	72	60°	>90	3800lm	2700K

Content

Recessed
Lights

Surface
Lights

Pendant
Light

Track
Railsystem

Profiles

LED
Stripes

LED
Lights


Outdoor
Lights

LED
Driver

Legend
Colors




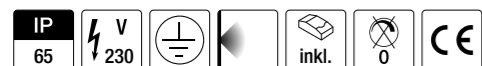
TaNte FriDa - Family Hotel
Maria Alm



WALL LAMPS

CARA & PACO

CARA & PACO wall lights, aluminum, IP65, surface white or black, finely-structured powder coating. Color temperature 2700K with color rendering Ra >90. Luminaire with integrated control gear unit. The luminaires have a very purist design with a particularly impressive lighting effect. The desired beam angle can be individually adjusted for direct or indirect radiance. Subtle and stylish effects can be achieved using Up&Down technology, on external facades, but also indoors. Restaurants, bars, hallways, lobbies and wellness areas are just a few examples of the diversity of possible uses. The increased IP protection rating means it can be used wherever dust and moisture protection are required.



REISCHLHOF
Wegscheid

CARA






Item number	System Power	Length	Width	Height	CCT	CRI	Lumen Output	Color
Z657-CARA-0668000271200WF	6W	100	100	100	2700	>80	373	white matt fine structure
Z657-CARA-0668000271200SWF	6W	100	100	100	2700	>80	373	black matt fine structure

PACO



Item number	System Power	Length	Width	Height	CCT	CRI	Lumen Output	Color
Z657-PACO-1268000271200WF	12W	120	123	120	2700	>80	612	white matt fine structure
Z657-PACO-1268000271200SWF	12W	120	123	120	2700	>80	612	black matt fine structure



Content

Recessed
LightsSurface
LightsPendant
LightTrack
Railsystem

Profiles

LED
StripesLED
LightsOutdoor
LightsLED
DriverLegend
Colors

OUTDOOR LAMP

SPIKE

Focus SPIK is an IP65 24-volt focusable indoor and outdoor spotlight.

Several spotlights can be supplied with one 24-volt DC driver. The spotlight can be dimmed with a DALI driver (not included).

The adjustable lens enables the beam angle to be focused between 15 and 40 degrees.

Ideal for illuminating trees, plants, facades and any other indoor and outdoor objects.

Focus Spike is supplied with a ground spike, but can also be screwed to other surfaces.

This product is also characterized by high CRI>90 and optimum glare control.



Item number	System Power	Ø	Length	CCT	CRI	Lumen Output	FHWM°	Color
Z778-SPIK-05680002715F-SWF	5W	40	81-103	2700K	90	313	15° - 40°	black matt fine structure
Z778-SPIK-05680003015F-SWF	5W	40	81-103	3000K	90	330	15° - 40°	black matt fine structure
Z778-SPIK-05680004015F-SWF	5W	40	81-103	4000K	90	348	15° - 40°	black matt fine structure



DALI DIMMABLE



LEG-T0130-20W-V1-___mA

LED driver DALI dimmable, constant current of 150-1050mA, 25mA each factory programmable, 230V AC, with strain relief

ATTENTION: Specify mA when ordering



Item number	Pow.	L	W	H	mA	Dimmable
LEG-T0130-20W-V1-XXXXmA	20W	150	42	28	150-1050mA	Dali / Touch DIM



LEG-T0130-30W-___mA

LED driver DALI dimmable, constant current of 150-1400mA, 25mA each factory programmable, 230V AC, with strain relief

ATTENTION: Specify mA when ordering



Item number	Power	L	W	H	mA	Dimmable
LEG-T0130-30W-XXXXmA	30W	210	40,4	33,5	150-1400mA	Dali / Touch DIM



LEG-T0130-50W-___mA

LED driver DALI dimmable, constant current of 150-1400mA, 25mA each factory programmable, 230V AC, with strain relief

ATTENTION: Specify mA when ordering



Item number	Power	L	W	H	mA	Dimmable
LEG-T0130-50W-XXXXmA	50W	152,5	76,2	30,1	150-1400mA	Dali / Touch DIM



LEG-T0341-___mA

LED driver DALI dimmable, constant current of 100-1050mA, in 1mA steps programmable by NFC, 230V AC, with strain relief

ATTENTION: Specify mA when ordering



Item number	Power	L	W	H	mA	Dimmable
LEG-T0341-XXXXmA	20W	120	51	29,2	100-1050mA	Dali / Touch DIM



Z330-125403

LED driver DALI dimmable, adjustable via dip switch from 250mA-700mA constant current, as well as 24V DC/CV, 230V AC, with strain relief



Item number	Power	L	W	H	mA	Dimmable
Z330-125403	12-20W	111	52	22	700	DALI
12W	250mA ± 7%	(15...49V)	20W	550mA ± 5%	(3...36V)	
17W	350mA ± 7%	(10...49V)	20W	600mA ± 5%	(3...33V)	
19W	400mA ± 6%	(5...49V)	20W	700mA ± 5%	(3...28V)	
20W	450mA ± 6%	(5...45V)	16W	24V ± 5%	(700mA max)	
20W	500mA ± 5%	(5...40V)				

DALI DIMMABLE



LEG-K0041

Dimmer module, trailing edge dimmer with Dali control input, 230V



Item number	Power	L	W	H	mA	Dimmable
LEG-K0041	3-25W	56	33	15	-	DALI



LEG-K0043

Dimmer module, trailing edge dimmer with Dali control input, 230V, with strain relief



Item number	Power	L	W	H	mA	Dimmable
LEG-K0043	10-300W	120	30	20	-	DALI



LEG-K0054-4CH-10A-DALI-DT6

LED dimmer DALI DT6 4-channel for constant voltage 12-48V DC, with strain relief - ATTENTION: requires 24V DC POWER SUPPLY (order separately)



Item number	Power	L	W	H	mA	Dimmable
LEG-K0054-4CH-10A-DALI-DT6	-	120	30	21	-	DALI



LEG-K0057-DA

POWER SUPPLY DALI dimmable constant voltage 24V, 230V AC, with strain relief



Item number	Power	L	W	H	mA	Dimmable
LEG-K0057-DA-35W	35W	195	43	30	-	Dali / Touch DIM
LEG-K0057-DA-60W	60W	225	43	30	-	Dali / Touch DIM
LEG-K0057-DA-100W	100W	295	43	30	-	Dali / Touch DIM
LEG-K0057-DA-150W	150W	325	43	30	-	Dali / Touch DIM

DALI DT 8 DIMMABLE

Content

Recessed Lights

Surface Lights

Pendant Light

Track Railsystem

Profiles

LED Stripes

LED Lights

Outdoor Lights

LED Driver

Legend Colors



LEG-K0054-4CH-10A-DALI-DT8

LED dimmer DALI DT8 4-channel for constant voltage 12-48V DC, with strain relief - ATTENTION: requires 24V DC POWER SUPPLY (order separately)



Item number	Power	L	B	H	mA	Dimmable
LEG-K0054-4CH-10A-DALI-DT8	-	120	30	21	-	DALI DT8



LEG-T0196-DT8-2250-___mA

LED driver tunable white DALI dimmable, 2200-5000K, DT8, constant current of 150-1050mA each 25mA programmable at the factory, 230V AC, with strain relief ATTENTION: Specify mA when ordering



Item number	Power	L	B	H	mA	Dimmable
LEG-T0196-DT8-2250-XXXXmA	20W	184	41	30	150-1050mA	DALI DT8



LEG-T0312

POWER SUPPLY DALI dimmable, tunable white DT8, constant voltage 24V, 230V AC, with strain relief



Item number	Power	L	B	H	mA	Dimmable
LEG-T0312-75W-24V-DT8	75W	292	43	30	-	DALI DT8
LEG-T0312-100W-24V-DT8	100W	292	43	30	-	DALI DT8
LEG-T0312-150W-24V-DT8	150W	352	43	30	-	DALI DT8



LEG-T0261-50W-2250-___mA

LED driver tunable white DALI dimmable, 2200-5000K, DT8, constant current of 150-1400mA each 21mA programmable at the factory, 230V AC, with strain relief ATTENTION: Specify mA when ordering



Item number	Power	L	B	H	mA	Dimmable
LEG-T0261-50W-2250-XXXXmA	50W	184	41	30	150-1400mA	DALI DT8

CASAMBI DIMMABLE

DALI

DALI DT8

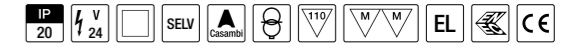
CA-SAMBI

NO DIMM



LEG-K0057-CA

POWER SUPPLY Casambi controlled, constant voltage 24V, 230V AC, with strain relief



Item number	Power	L	B	H	mA	Dimmable
LEG-K0057-CA-35W	35W	195	43	30	-	Casambi
LEG-K0057-CA-60W	60W	225	43	30	-	Casambi
LEG-K0057-CA-100W	100W	295	43	30	-	Casambi
LEG-K0057-CA-150W	150W	325	43	30	-	Casambi




LEG-T0331-___mA

LED driver Casambi controlled, 15 and 25 watts, constant current of 150-1050mA in 1mA steps programmable at the factory, 230V AC, with strain relief.



Item number	Voltage	Power	L	B	H	mA	Dimmable
LEG-T0331-15W-XXXXmA	10-54 V	15W	150	43	22	150 - 1050	Casambi
LEG-T0331-25W-XXXXmA	10-54 V	25W	150	43	22	180 - 700	Casambi

CASAMBI SWITCH



Z611-VD220WCM

Mpress is a wireless and battery-free switch with one or more buttons that can be linked to a Casambi network. Mpress can withstand 100,000 pressures and has a range of up to 15m under ideal indoor conditions.

Mpress does not require power or wiring to send control signals to selected lights. MPRESS buttons can be used and configured with both Android and iOS devices via the Casambi application. Pairing with networks using iOS requires at least version iOS13, which is now standard on all modern devices.



Item number	L	B	H
Z611-VD220WCM	87	87	14

NOT DIMMABLE CC

Content

Recessed Lights

Surface Lights

Pendant Light

Track Railsystem

Profiles

LED Stripes

LED Lights

Outdoor Lights

LED Driver

Legend Colors



LEG-T0209-500-V1

LED driver not dimmable, constant current; 230V AC, with strain relief



Item number	Power	L	B	H	mA	Dimmable
LEG-T0209-500-V1	1,4-3,5W	65	29	18	500	not dimmable



LEG-T0209-700-V1

LED driver not dimmable, constant current; 230VAC, with strain relief



Item number	Power	L	B	H	mA	Dimmable
LEG-T0209-700	4W	86	33	22	700	not dimmable



LEG-T0021

LED driver not dimmable, constant current 230V AC



Item number	Voltage	Power	L	B	H	mA	Dimmable
LEG-T0021-500-V1	2,5 - 7V	1x3W	58	29	21	500	not dimmable
LEG-T0021-700-V1	2,5-4,5V	1x3W	52	26	21	700	not dimmable

NOT DIMMABLE CV



LEG-T0211

POWER SUPPLY not dimmable, constant voltage 24V, 230V AC, with strain relief



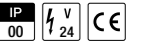
Item number	Power	L	B	H	mA	Dimmable
LEG-T0211-35	35W	142	43	30	-	not dimmable
LEG-T0211-60	60W	225	43	30	-	not dimmable
LEG-T0211-100	100W	295	43	30	-	not dimmable
LEG-T0211-200	200W	325	43	30	-	not dimmable

MOTION DETECTOR



LEG-0030

Motion detection sensor for LED channel 24V DC, 3A output current, top and bottom soldering pads, without touch



Item number	L	B	H	mA	fade in & out
LEG-0030-GEN4	25	10	7	100	10 sec

DALI

DALI DT8

CA SAMBI

NO DIMM



KEY / PICTOGRAMS



The IP code is defined in accordance with IEC 529, EN 60529, DIN VDE 0470-1 and NF C 20-010 and indicates the degree of protection from foreign bodies, contact and water provided by housing and covers.

1st digit	Protection from foreign bodies and contact	2nd digit	Protection from water
0	No protection	0	No protection
1	Protected from solid foreign objects with a diameter of 50mm. Protected from contact with the back of the hand.	1	Protection from dripping water
2	Protected from solid foreign objects with a diameter of 12.5mm. Protected from contact with fingers.	2	Protection from dripping deflected 15° from the vertical
3	Protected from solid foreign bodies with a diameter of 2.5mm. Protected from access with tools.	3	Protection from water spray deflected 60° from the vertical
4	Protected from solid foreign objects with a diameter of 1.0mm. Protected from access with a wire.	4	Protection from splashing water on all sides
5	Protected from harmful quantities of dust. Complete protection from contact.	5	Protection low-pressure water jets/nozzles from any angle
6	Dust-tight. Complete protection from contact.	6	Protection from strong water jets from any angle
		7	Protection from temporary submersion
		8	Protection from permanent submersion

Symbol	Meaning	Description
	Protection class 1	Devices with protective conductor When operating the luminaire or the electrical device, all metal parts of the luminaire that can be touched, and that may become live in the event of a fault, must be conductively connected to the protective conductor connection (green-yellow) in order to discharge the residual current. "Schuko plug"
	Protection class 2	Devices with protective insulation When operating the light or electrical device, protection must be provided by protective insulation in the event of contact, and all live parts must have extra insulation in addition to the operating insulation (each strand insulated, all strands additionally sheathed), a protective conductor can be dispensed with, connection of portable devices such as use of a "Euro plug".
	Protection class 3	Devices with safety extra-low voltage Electrical appliances with a low voltage supply (< 50V) generated by a protective transformer or batteries/rechargeable batteries/solar energy. No protective earth conductor may be connected to these. IP-CODES according to DIN EN 60529/ISO 20653 standard.

Symbol	Description
	The CE marking symbolizes the conformity of the product with the applicable requirements places on the manufacturer by the European Community.
	The ENEC mark (European Norms Electrical Certification) is a European test mark and confirms that the appliance on which this symbol is affixed fulfils all ENEC test requirements.
	RoHS - Restriction of the use of certain Hazardous Substances in electrical and electronic equipment: summarises the EC Directive 2002/95/EC on the prohibition of certain substances in the manufacture and processing of electrical and electronic equipment and components.
	Suitable for installation on, or in, furniture made of materials with unknown flammability properties.
	Symbol for temperature-protected devices. The temperature indication shows the maximum surface temperature in the event of a fault.
	Safety Extra Low Voltage

KEY / PICTOGRAMS

Symbol	Description
	Short-circuit-proof with safety insulation
	Leading edge / trailing edge dimmable
	DALI stands for "Digital Addressable Lighting Interface" and is a protocol for the standardized digital control gear interface in accordance with the IEC 62386 standard
	Casambi wireless lighting control solution
	Non-dimmable
	AC or DC emergency lighting control gear or emergency lighting LED control gear
	Independent control gear for use outside luminaires without additional covering
	Eurasian Conformity: Certification mark for CU countries (Russia, Kazakhstan, Belarus)

Symbol	Description	Symbol	Description
	POWER SUPPLY included		Suitable for ceiling mounting
	POWER SUPPLY not included (order separately)		Suitable for wall mounting
	KSQ / constant current source included		Suitable for ceiling and wall mounting
	KSQ / constant current source not included (order separately)		Roll length in meters
	Operating voltage in volts		Watts per meters
	Operating voltage 24 Volt or constant current max 700mA		Correlated color temperature
	Forward voltage with serial cabling		Color rendering index/color rendering
	Constant Current		Lumen per meter
	Ceiling cut-out in millimeters		Number of LEDs per meter
	Slot depth / wall/ceiling cut-out in millimeters		Printed circuit board, width of carrier tape in millimeters
	Installation depth in millimeters		Pitch/distance between LEDs in millimeters
	Ceiling thickness in millimeters		Shortenability in millimeters
	Tiltable range in degrees		Maximum length in meters per feed-in point
	Rotatability in degrees		Bending radius in millimeters

YOUR COLOR YOUR CHOICE

- 1 | HAND FINISHING

- 2 | COATING
(ADDITIONALLY ANY RAL COLOR OF YOUR CHOICE)

- 3 | ELECTROPLATING

- 4 | BRASS

Content

Recessed Lights

Surface Lights

Pendant Light

Track Railsystem

Profiles


LED Stripes

LED Lights

Outdoor Lights

LED Driver

Legend Colors




WM WHITE RAL 9016 MATT
WF WHITE RAL 9016 FINE STRUCTURE
SHG BLACK RAL 9005 GLOSSY
SWM BLACK RAL 9005 MATT
SWF BLACK RAL 9005 FINE STRUCTURE




AGO WROUGHT IRON GOLD ANTIQUE
SSG BRUSHED WROUGHT IRON BLACK
SSW WROUGHT IRON BLACK
SA WROUGHT IRON ANTIQUE
AGG ANTIQUE GOLD BRUSHED




BG GOLD LEAF
SM IMPACT METAL GOLD LEAF IMITATION
BS SILVER LEAF



GE ANODIZED GOLD
AS ALUMINUM TEXTURED
M04 ANTIQUE BRONZE
M23 ELOXAL BRONZE



ABR ANTIQUE BROWN
RO RUST
SIS ANTIQUE SILVER PATINATED BLACK
SI SILVER ANTIQUE BROWN



CR CHROME GLOSSY
CM NICKEL BRUSHED
GO GOLD
CG BRUSHED COPPER



MG BRUSHED BRASS
MB BRASS BURNISHED
MBD BRASS DARK ANTIQUE
MRB BRASS ANTIQUE RAW


1

2

3

4





2F LEUCHTEN

A world of unique lighting



2F HEADQUARTER:
2F-LEUCHTEN Ges.m.b.H
 Pichl 118 | A-5441 Abtenau | +43 6243 2407 0
 office@2f-leuchten.com | www.2f-leuchten.com

2F BRANCH SWITZERLAND:
2F-LEUCHTEN GmbH
 Industriestrasse 17a | CH-6203 Sempach Station | +41 41 260 72 71
 schweiz@2f-leuchten.com | www.2f-leuchten.com

2F BRANCH BAHRAIN:
2F-Leuchten WLL
 Zallaq | 6204 Bahrain | +973 37045664
 office@2f-leuchten.com | www.2f-leuchten.com

Media owner: 2F-LEUCHTEN Ges.m.b.H., Pichl 118, A-5441 Abtenau
 Managing Director: Johann Buchegger
 Idea, text & design: 2F-Leuchten Ges.m.b.H.
 Graphic design: Hubert Reiter / 2F-Leuchten Ges.m.b.H.
 Photo credit: www.shutterstock.com, www.digital-foto.at, Reto Häfliger, Richard Schabetsberger, 2F-Leuchten

All information in this catalog corresponds to the current status at the time of printing (August 2024). We assume no liability for color variations or possible printing errors. 2F-Leuchten reserves the right to make design changes to improve our products shown in this catalog at any time and without notice. Our general terms and conditions apply, which can be viewed at www.2f-leuchten.com.